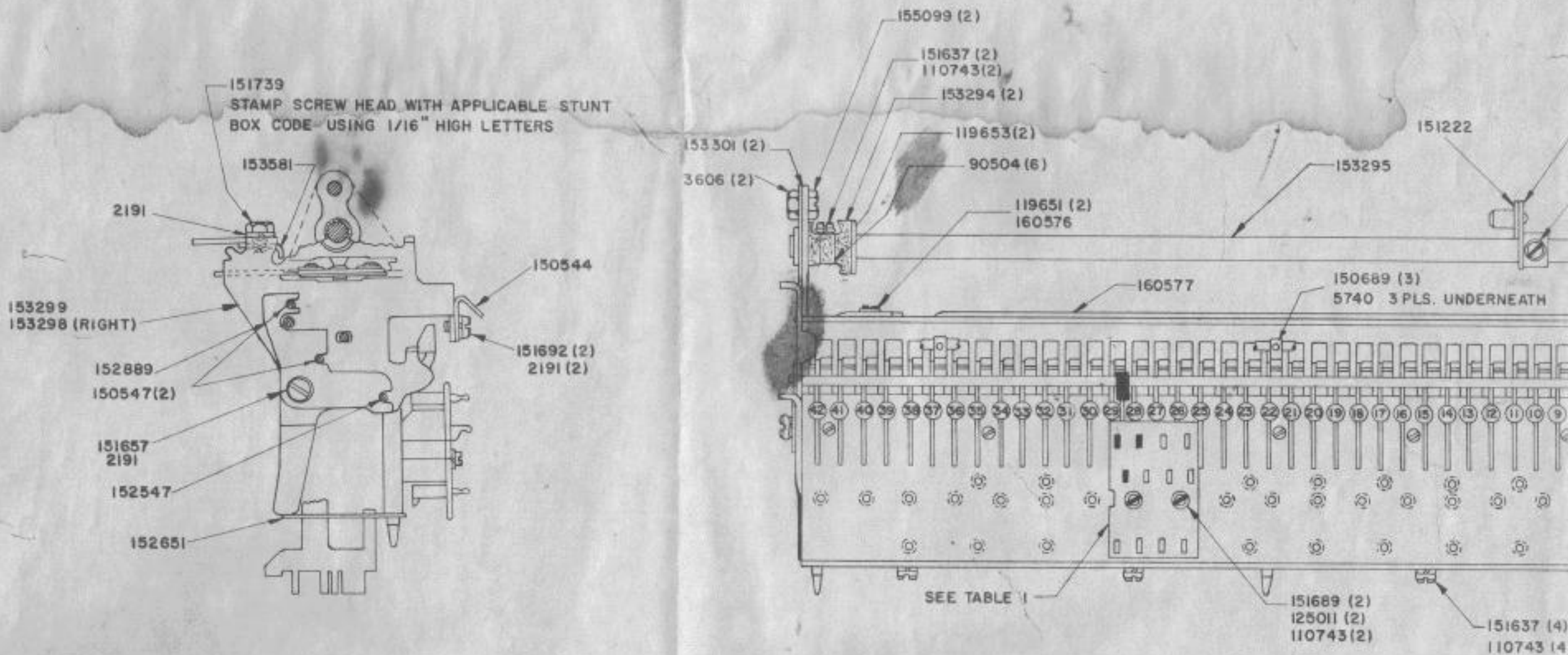


ALL DIMENSIONS ±
UNLESS OTHERWISE SPECIFIED.



SLOT LOCATIONS OF FUNCTION LEVERS, LATCHES, SPRING PLATES & CLIPS									
STUNT BOX NO.	152660 SPRING PLATE	154613 LATCH	152641 LEVER	152642 LEVER	152121 LEVER	152659 LEVER	152127 CLIP OVER SLOTS	157274 CLIP OVER SLOTS	162059 LEVER
154969	1, 2, 3, 4, 28, 36, 38, 39, 40	5, 35	2, 3, 4, 28, 38, 39	1, 36, 40	—	35	—	—	5
154970	1, 2, 3, 27, 28, 38, 40	5	2, 3, 27, 28, 38	1, 40	—	—	—	28	5
154971	1, 2, 3, 4, 28, 38, 39, 40	5, 35	2, 3, 4, 28, 38, 39	1, 36, 40	—	35	—	—	5
154972	1, 2, 3, 4, 6, 28, 38, 39, 40	5	2, 3, 4, 6, 28, 38, 39	1, 40	—	—	—	—	5
154973	1, 2, 3, 28, 38, 40	5	2, 3, 28, 38	1, 40	—	—	—	—	5
154974	1, 2, 3, 4, 27, 28, 38, 39, 40	5	2, 3, 4, 27, 28, 38, 39	1, 40	—	—	—	28	5

WIRE 155066 CABLE PER 32
(TIE CABLE TO 150544 HAN.)

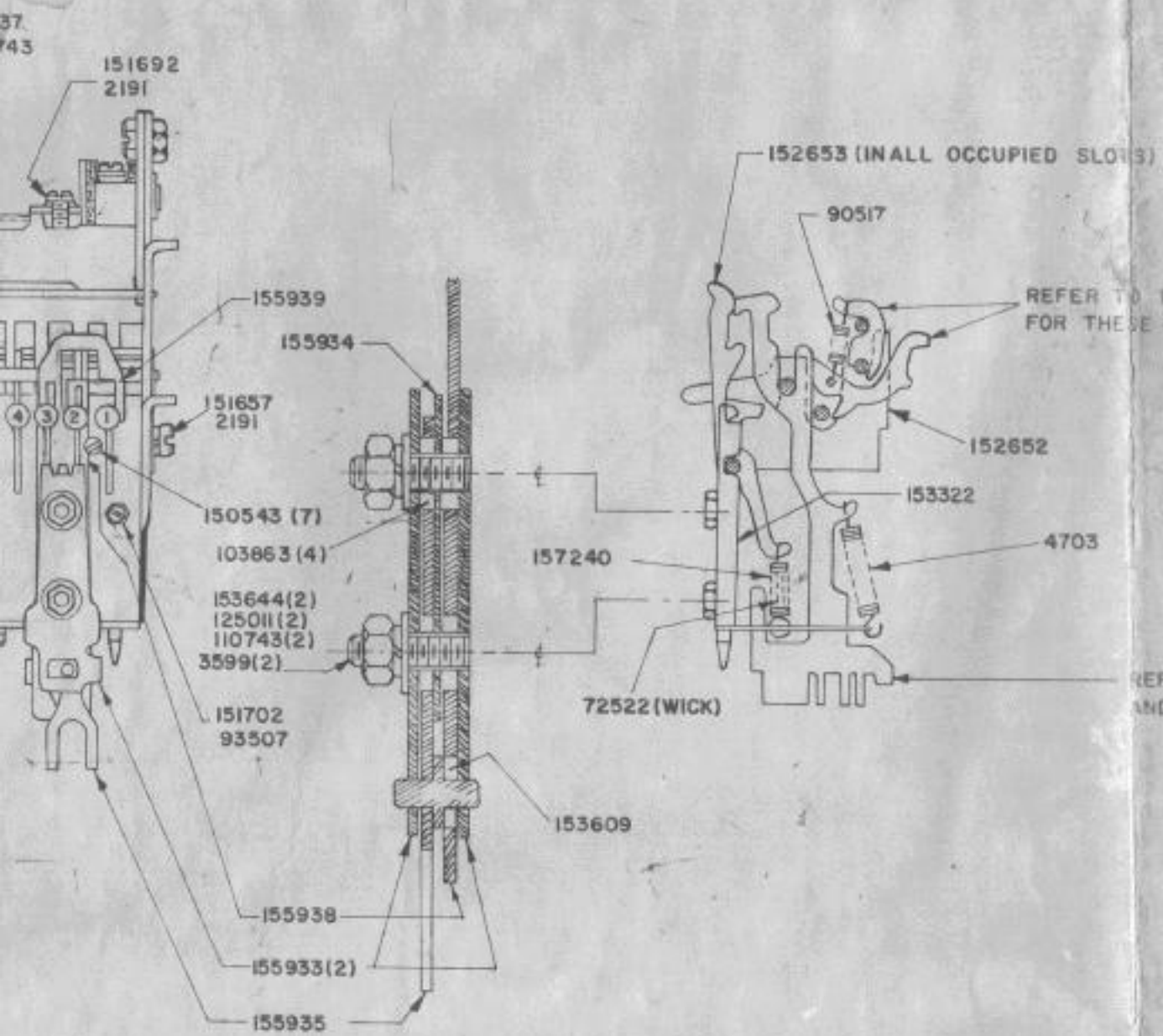
BOX ASSEMBLY, STUNT

154969-154977

PARTS REQ	NO REQ	USED LN	NO REQ
SEE B/M		LP14,16 21,43,72 73	

REVISIONS

ISSUE NO	DATE	AUTHOR NO
21	1-4-61	28-13663
22	3-8-61	68875
23	10-31-61	71469
24	7-29-65	88260
25	7-12-67	94232HC



154972	1, 2, 3, 4, 5, 28, 38, 39, 40	5	2, 3, 4, 5, 28, 38, 39	1, 40	—	—	—	—	5
154973	1, 2, 3, 28, 38, 40	5	2, 3, 28, 38	1, 40	—	—	—	—	5
154974	1, 2, 3, 4, 27, 28, 38, 39, 40	5	2, 3, 4, 27, 28, 38, 39	1, 40	—	—	—	28	5
154975	1, 2, 3, 27, 28, 38, 40, 42	5	2, 3, 27, 28, 38, 42	1, 40	—	—	42	28	5
154976	1, 2, 3, 21, 25, 28, 38, 40	5	2, 3, 21, 25, 28, 38	1, 40	—	—	—	—	5
154977	1, 2, 3, 4, 28, 36, 38, 39, 40	5, 35	2, 3, 4, 28, 38, 39	1, 36, 40	—	35	—	—	5

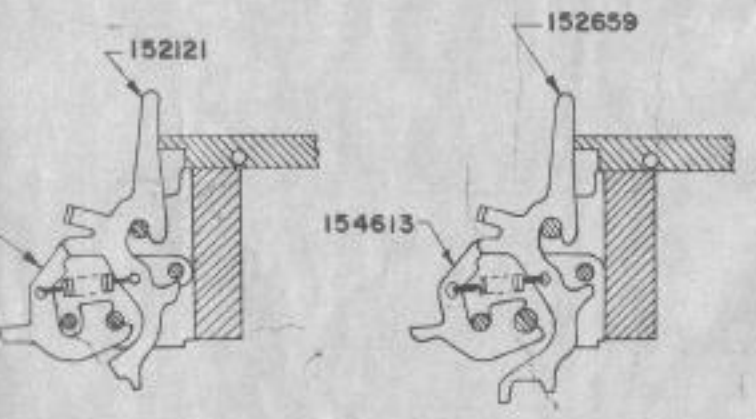
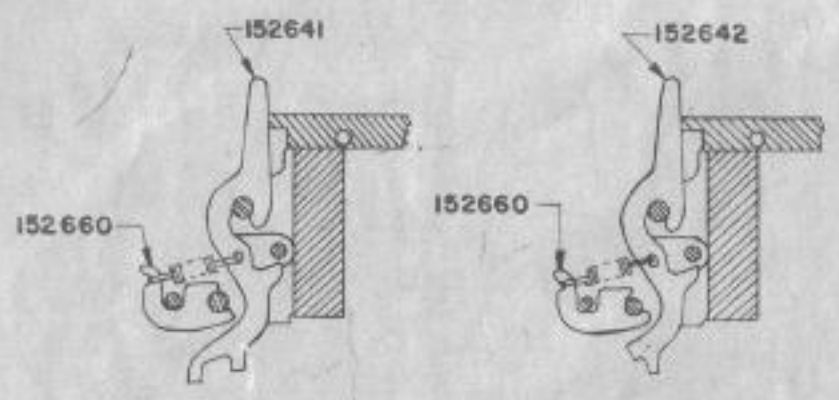
154613

STUNT BOX ASSEMBLY — FUNCTION BAR LOCATIONS									
	154969 AP	154970 AS	154971 AY	154972 ACX	154973 ACY	154974 AGD	154975 AGJ	154976 AGG	154977 AHH
FUNCTION BAR	SLOT	SLOT	SLOT	SLOT	SLOT	SLOT	SLOT	SLOT	SLOT
SP-155129	1	—	1	1	1	—	—	—	1
FIG-152666	2	2	2	2	2	2	2	2	2
LTR-152665	3	3	3	3	3	3	3	3	3
ACR-LF-152671	4, 39	—	4, 39	4, 39	—	4, 39	—	—	4, 39
CR-152667	5	5	5	5	5	5	5	5	5, 40
PUCJ-155131	28	—	—	—	—	—	—	—	—
PUCS-153437	—	—	28	28	—	—	—	—	28
BL-152669	35, 36	27	35, 36	—	—	27	27	21	35, 36
LF-152668	38	38	38	38	38	38	38	38	38
PLF-153435	40	40	40	40	40	40	40	40	—
LCBL-152675	—	—	—	6	—	—	—	—	—
BL-155217	—	—	—	—	28	—	—	—	—
UCH-152673	—	—	—	—	—	—	42	28	—
UCS-152672	—	—	—	—	—	—	—	25	—

SWITCH ASSEM. NO.
172502
172549
172550

155935

162059



LP68 = AY 154971
 AGD 154974

TABLE I

STUNT BOX ARRANGEMENTS

AS	AY	ACX	ACY	AGG	AGJ	AHH
	X	X	X			X
X					X	
				X		

PARTS REQUIRED BUT NOT SHOWN:

- 121243 CLAMP (1)
- 80342 SCREW (1)
- 3598 NUT (1)
- 2191 LOCKWASHER (1)
- 125015 WASHER (1)
- 155751 VINYL TUBING (2)

SCALE

STOCK SPECIFICATION

DRAWN BY	FILE NO.	DATE
AYP	1530 65.125A	5-26-55
DESIGNED BY	CHECKED BY	APPROVED BY
AYP	AYP	WLB

SIZE	KIND	SHAPE	TEMPER

APPROVALS

BY: [Signature]

DATE: [Signature]

154969-154974

FELBY CORPORATION