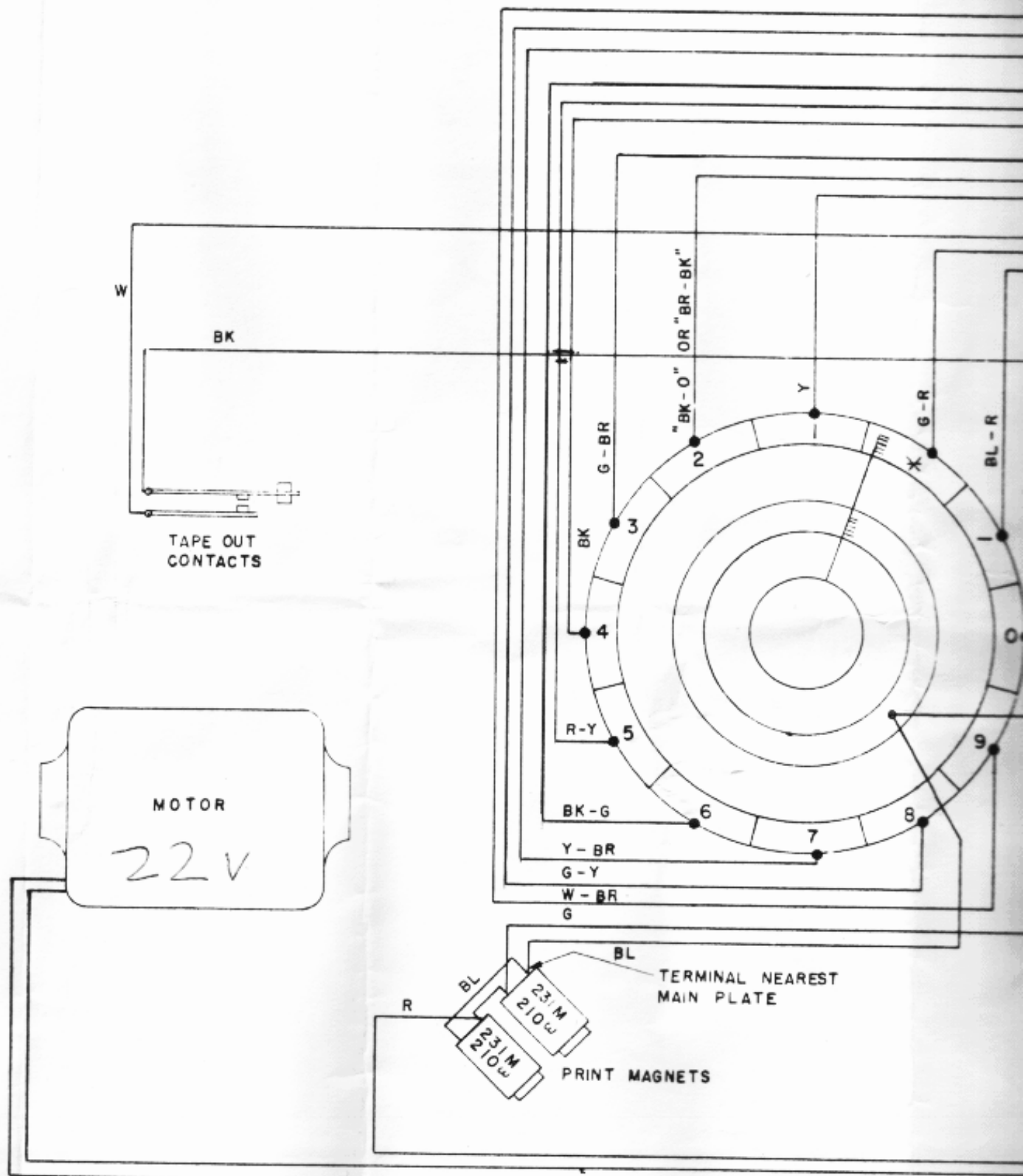
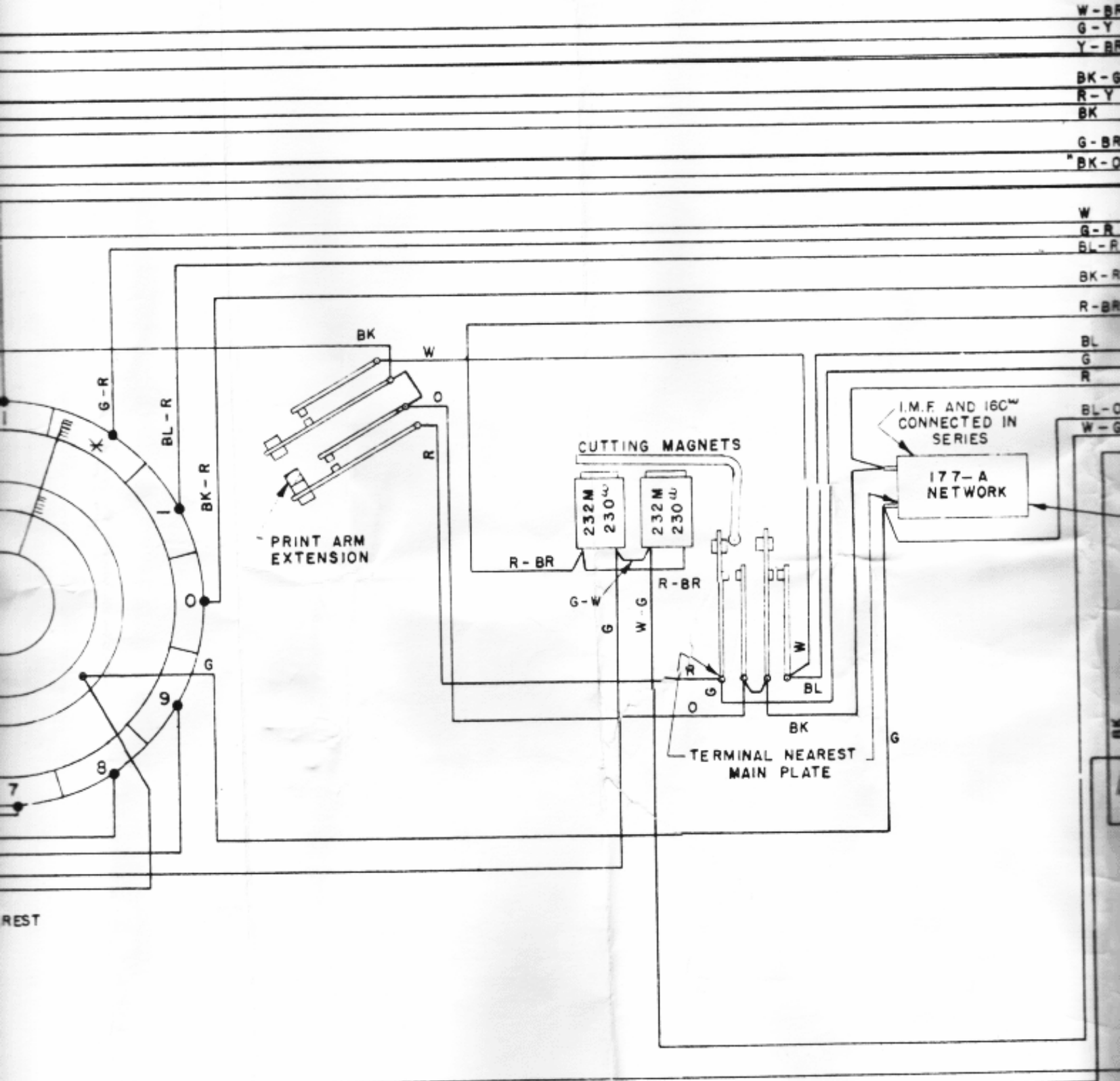


- NOTES
1. ALL WIRES IN *101807 CABLE ARE *22 EXCEPT LEADS TO THE MOTOR RELAY WHICH ARE #18.
 2. ALL OTHER WIRING IS TO BE #20 INSULATED WIRE.
 3. MOUNT NETWORK 177-A SO THAT STAMPING "NET A" IS ADJACENT TO MAIN PLATE.

COLOR CODE	
BK	BLACK
W	WHITE
R	RED
G	GREEN
O	ORANGE
BL	BLUE
W - BK	WHITE - BLACK
BK - R	BLACK - RED
BK - G	BLACK - GREEN
O - BK	ORANGE - BLACK
W - BR	WHITE - BROWN
G - BR	GREEN - BROWN
BR - BK	BROWN - BLACK
R - BR	RED - BROWN
G - Y	GREEN - YELLOW
Y - BR	YELLOW - BROWN
R - Y	RED - YELLOW
Y	YELLOW
BL - R	BLUE - RED
BL - O	BLUE - ORANGE
G - R	GREEN - RED
W - G	WHITE - GREEN



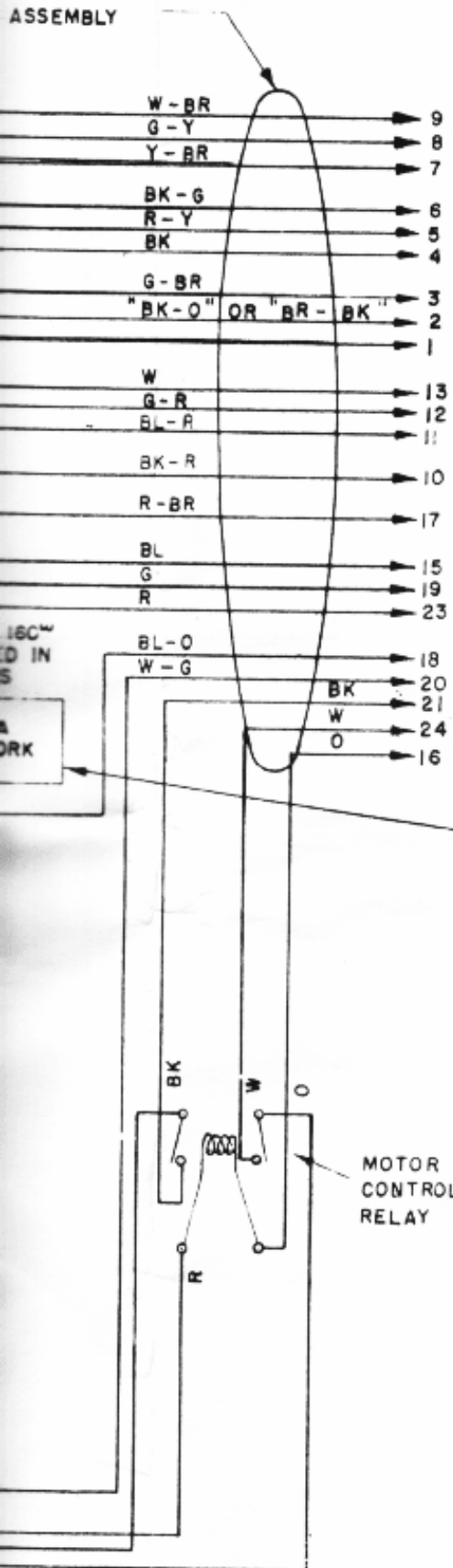


W-BR
 G-Y
 Y-BR
 BK-G
 R-Y
 BK
 G-BR
 BK-O
 W
 G-R
 BL-R
 BK-R
 R-BR
 BL
 G
 R
 BL-O
 W-G
 BK

REST

REVISIONS

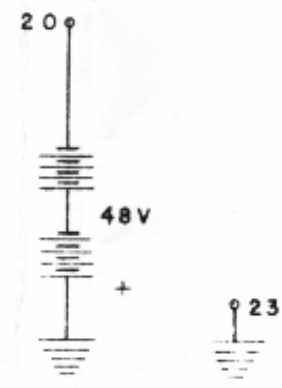
(J)	10-3-52	55424
(K)	4-25-56	63,62



CORRESPONDING
NUMBERS ON
JONES PLUG
101806

NOTE 3

EXTERNAL POWER CONNECTIONS



2042WD

WIRING DIAGRAM
FOR
MESSAGE
TICKETER
JP 2

DRAWN G.H.M.	APPROVED
ENGR'D A.J.D.	RTASB
CHECKED <i>BB</i>	
FILE A-52.AA	

TELETYPE
CORPORATION