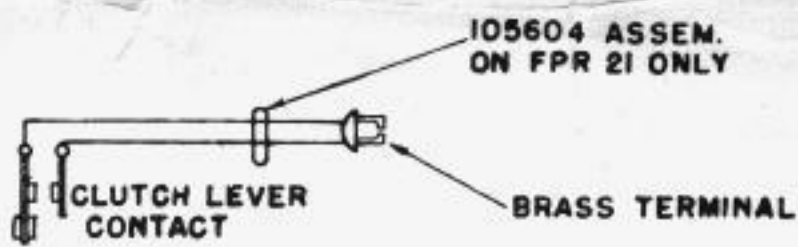
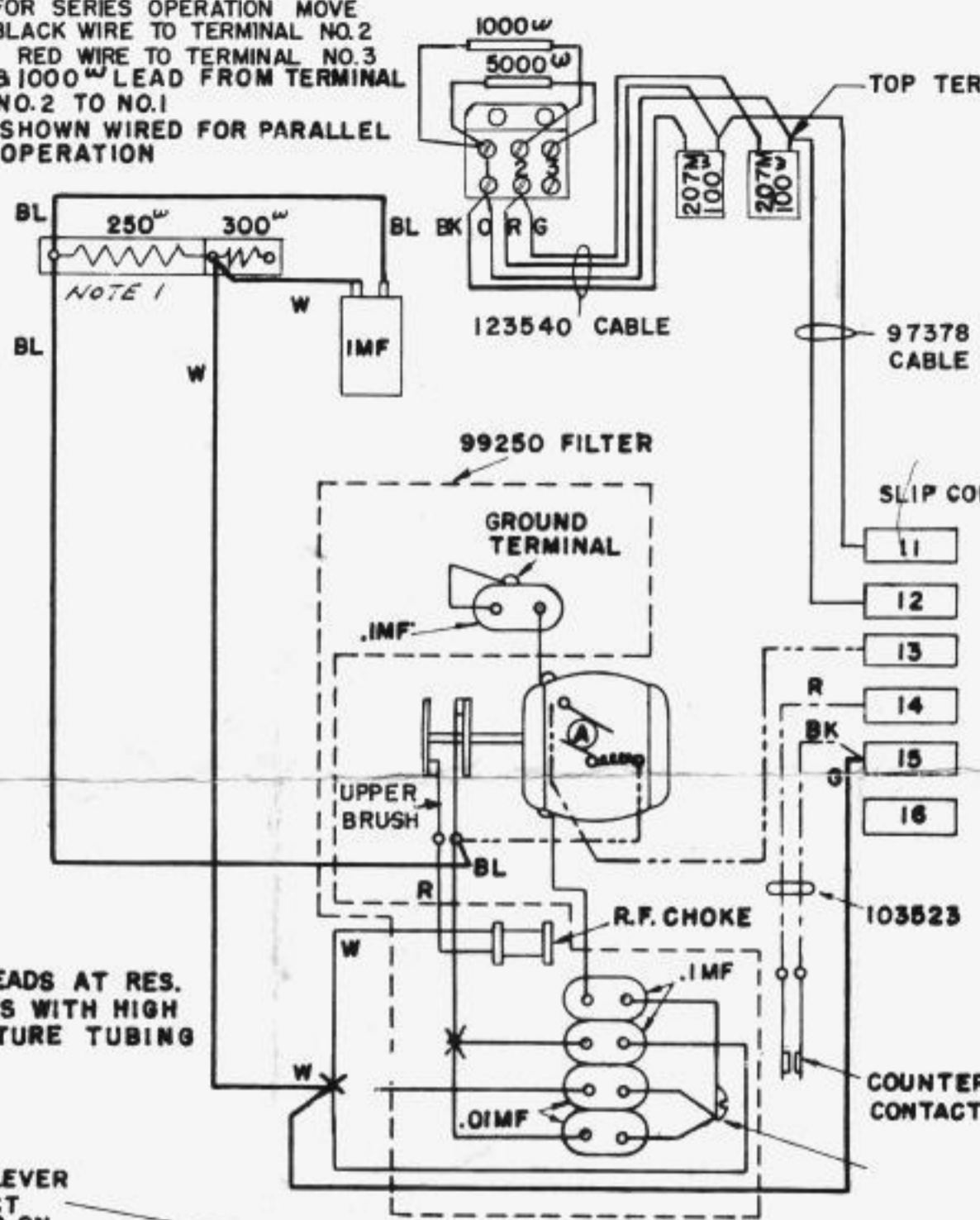


REVISIONS		
(J)	12-26-45	39414
(K)	5-28-46	40274
(L)	5-10-48	44487
(M)	2-4-49	46614
(N)	12-15-50	50470
(O)	4-25-51	51419
(P)	10-30-53	58207
(Q)	11-27-53	58030
(R)	1-15-54	58710
(S)	2-18-54	58916
(T)	2-24-54	58957
(U)	8-3-54	59766
(V)	10-31-55	62040



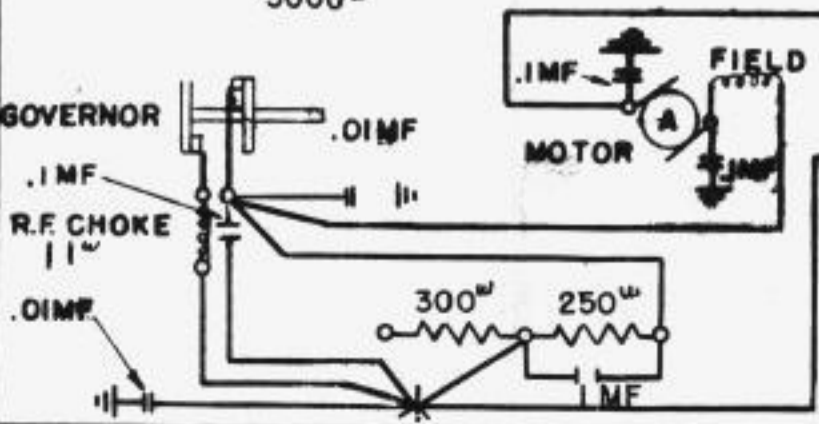
FOR SERIES OPERATION MOVE
BLACK WIRE TO TERMINAL NO.2
RED WIRE TO TERMINAL NO.3
& 1000Ω LEAD FROM TERMINAL
NO.2 TO NO.1
SHOWN WIRED FOR PARALLEL
OPERATION



NOTE:
I. COVER LEADS AT RES.
TERMINALS WITH HIGH
TEMPERATURE TUBING
60279 RM

CLUTCH LEVER
CONTACT
PROVIDED ON
FPR 21GB ONLY

WIRED FOR
PARALLEL
OPERATION



SCHEMATIC WIRING

* TO BE SPLICED
AND TAPED
--- MOTOR LEADS

2224WD
5-14-23

WIRING DIAGRAM
MODEL 14 TYPING
REPERFORATOR UNIT

FPR 21 GB, GU
FPR 23 GB, GU
FPR 28 GB, GU
FPR 30 GB, GU
FPR 32 GB, GU
FPR 35 GB, GU
FPR 41 GB, GU
FPR 45 GB, GU

DRAWN: LMG.	APPROVED:
ENGR'D: KAS.	
CHECKED: <i>gk</i>	
FILE: 1-49-78.14A	

TELETYPE CORPORATION