

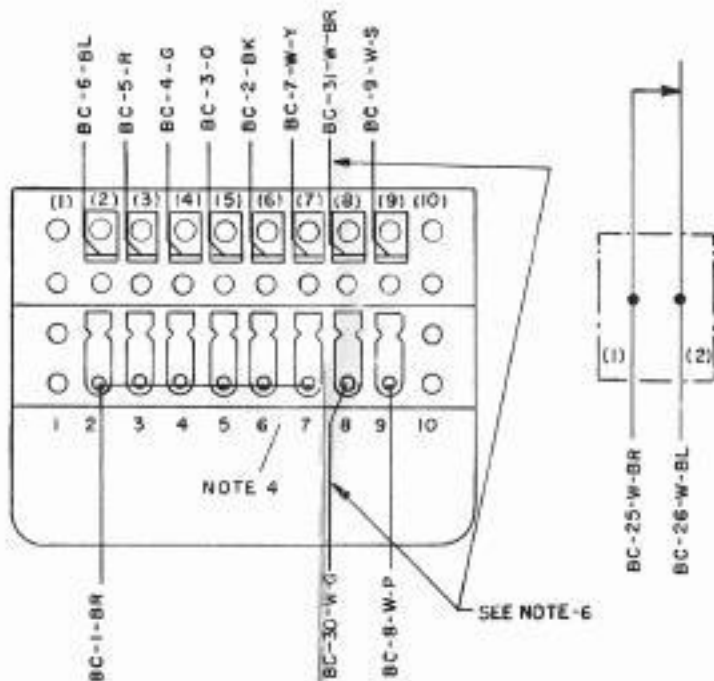
REVISIONS

ISSUE	DATE	AUTH. NO.
X2	4-13-57	TP-1503
X3	9-17-57	TP-2350
X4	12-6-57	TP-2854
X5	7-7-58	28-9566
X6	4-16-58	28-10909
X7	9-14-58	28-1186
X8	1-5-60	28-12219
X9	8-6-62	7+145
10	8-17-63	87306

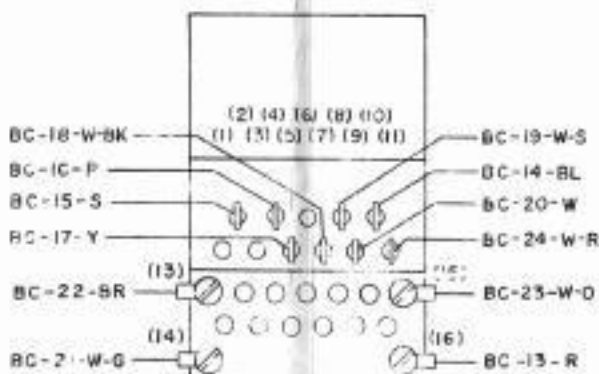
- NO NOTES
- WIRING LEGEND:
  - COLOR CODE:

BK - BLACK	P - PURPLE	W-BK - WHITE BLACK
BL - BLUE		W-BL - WHITE BLUE
BR - BROWN		W-BR - WHITE BROWN
G - GREEN		W-G - WHITE GREEN
O - ORANGE		W-O - WHITE ORANGE
W - WHITE		W-R - WHITE RED
Y - YELLOW		W-Y - WHITE YELLOW
R - RED		W-P - WHITE PURPLE
S - SLATE		W-S - WHITE SLATE
  - CONNECTOR, BLOCKS AND MAGNETS ARE VIEWED FROM SOLDER TERMINAL ENDS.
  - STRAP WITH #18 GAGE BARE WIRE AS INDICATED.
  - THIS WIRING DIAGRAM IS USED WITH 159809 CABLE ONLY.
  - LAXD 1 & 4 ONLY, OMIT ON LAXD 2 (TAPE AND TIE ENDS TO CABLE)

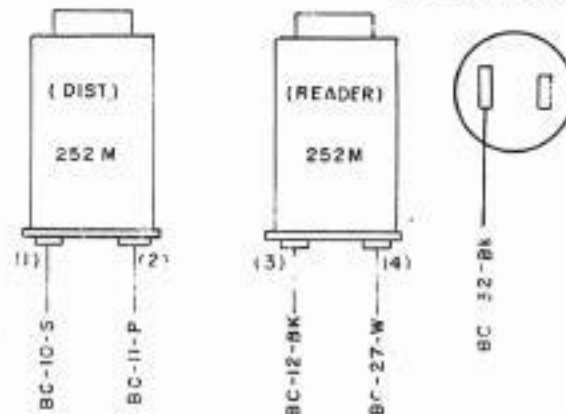
BA DISTRIBUTOR BLOCK BB LAST CHARACTER SWITCH TRANS-DISTR. CONNECTOR BC



BD TRANSMITTER BLOCK



BE MAGNETS BF LINE SHUNT CONNECTOR



APPROVALS

D AND R	E OF M
<i>[Signature]</i>	<i>[Signature]</i>
E. NUMBER	
PROD. NO. 3277 WD	

ACTUAL WIRING DIAGRAM

FOR LAXD 1 LAXD 2 LAXD 4

DATE: 2-18-57  
P.D. FILE NO. 1-58 65AA  
DRAWN L.K.S. CHKD R.L.  
PROD. A.H. APPRO.

TELETYPE CORPORATION