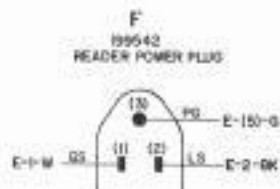

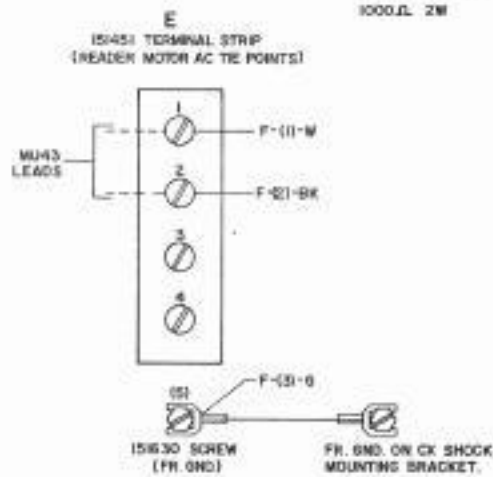
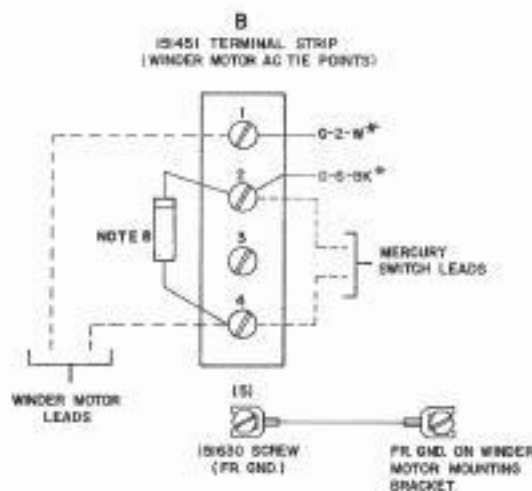
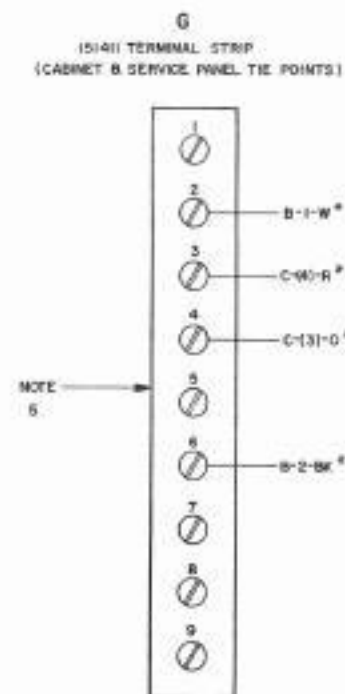
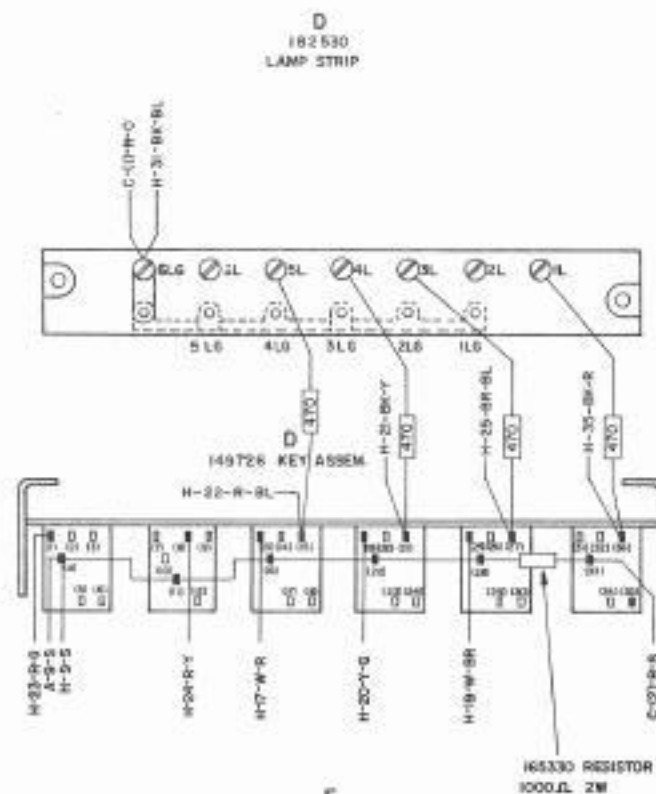
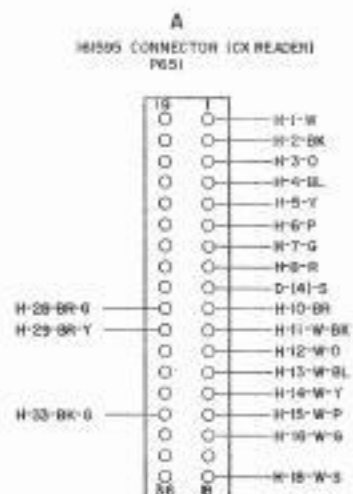


REVISIONS

ISSUE	DATE	AUTH. NO.
1	2-22-65	16407-R
2	5-29-65	87244
3	8-4-65	88340
4	11-30-65	89110
5	8-18-66	89033
6	11-21-66	89180
7	12-19-66	89324

- NO. NOTES
1. WIRING LEGEND
 DISTANT TERMINATING AREA
 DISTANT TERMINAL DESIGNATION
 WIRE COLOR CODE
 H-1-W
 2. COLOR CODE
 W-WHITE P-PURPLE
 G-GREEN Y-YELLOW
 R-RED BL-BLUE
 S-SLATE BK-BLACK
 O-ORANGE BR-BROWN
 3. TERMINAL DESIGNATIONS ENCLOSED IN PARENTHESES () ARE NOT MARKED ON THE COMPONENTS.
 4. X DEMOTES 18GA WIRE.
 5. REFER TO T105MD FOR ELECTRICAL SERVICE PANEL WIRING.
 6. REFER TO 542QAD FOR SCHEMATIC WIRING DIAGRAM.
 7. ALL CONNECTORS ARE VIEWED FROM WIRING SIDE.
 8. NETWORK 30852 LATER UNITS HAVE 30899 NETWORK FOR IMPROVED ARC SUPPRESSION.



ACTUAL WIRING DIAGRAM FOR AC364 DATA SPEED TRANSMITTING TERMINAL

APPROVALS

D AND S
[Signature]

E OF M
[Signature]

E-NUMBER

PROD. NO. 6414WD

DATE 12-23-64

R.D. FILE NO. 1-A143AA

DRAWN G.R.S. CHD. P. 1964

ENGD. R.C.H. APPS. 1/4/65

TELETYPE CORPORATION