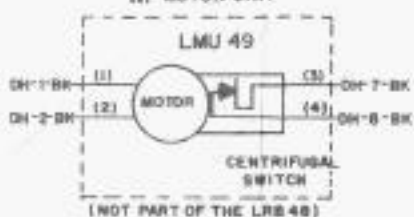


NOTES

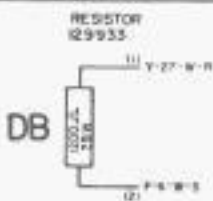
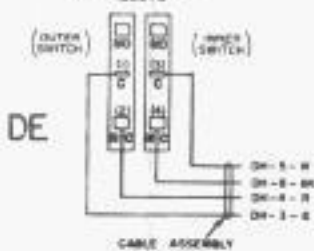
1. WIRING LEGEND  
 DISTANT TERMINATING AREA  
 DISTANT TERMINATING DESIGNATION  
 WIRE COLOR CODE
2. COLOR CODE  

BK	BLACK
BRN	BROWN
R	RED
O	ORANGE
Y	YELLOW
GRN	GREEN
BLU	BLUE
SLT	SLATE
W	WHITE
P	PURPLE
3. ASSOCIATED CABLE ASSEMBLIES  
 CABLE ASSEMBLY, CONTROL - 148627  
 CABLE ASSEMBLY - 148672
4. #6 AND #6 POINT CONNECTOR WERED FROM SOLDER END.
5. TERMINAL DESIGNATIONS ENCLOSED IN PARENTHESES ARE NOT MARKEE ON COMPONENTS.
6. FOR SCHEMATIC WIRING DIAGRAM SEE 6492 WD
7. L.M.U.49 - ZBROWD

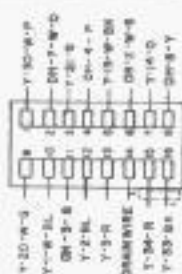
M - MOTOR UNIT



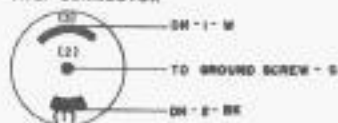
TAPE OUT SWITCH ASSEMBLY 156973



CONNECTOR 159542



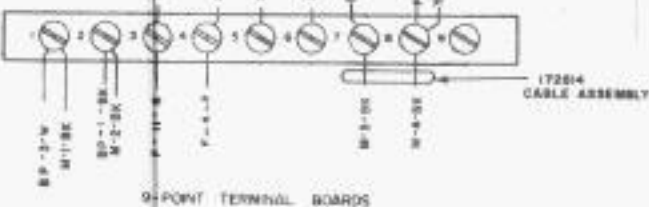
BP 114467 A.C. CONNECTOR



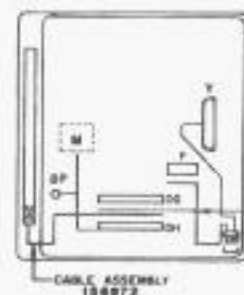
DG UPPER



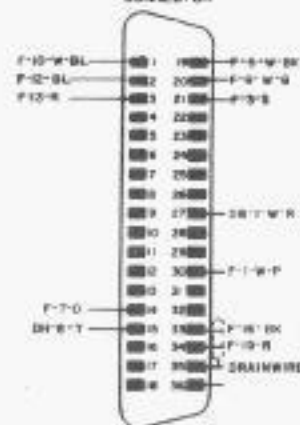
DH LOWER



CABLE ROUTING (TOP VIEW)



Y 161239 36 POINT CONNECTOR



6497 WD

REVISIONS		
NO.	DATE	AUTH. NO.
1	1-2-58	1000
2	1-2-58	1000

APPROVALS

DESIGNED BY	EDP
CHECKED BY	
DATE	

ACTUAL WIRING DIAGRAM MODEL 28 REPERFORATOR BASE LRB 48

DATE  
 P.D. FILE NO 72-5040 5544  
 DRAWINGS (CNS) 1000  
 ENG. PL. M. APP.

TELETYPE CORPORATION  
 6497 WD