

**BELL SYSTEM PRACTICES**  
**Teletypewriter and Data Stations**

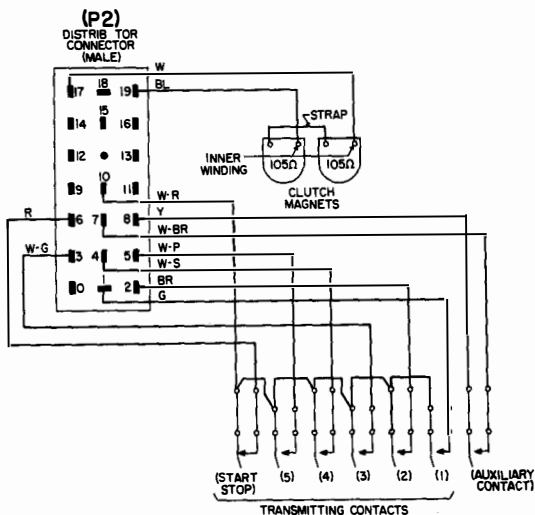
**SECTION P34.303**  
**Issue 4, August, 1963**  
**AT&T Co Standard**

**28 DISTRIBUTORS**  
**WIRING DIAGRAM**

**1. GENERAL**

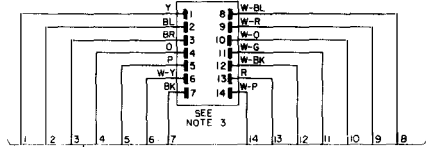
1.01 This section shows the wiring for the 28A, 28A-1, 28A-2, 28D, 28D-1, 28D-2, 28J, 28J-1, 28J-2, 28K, and 28L distributors.

1.02 This section is reissued to add the wiring of the 28L distributor and to add explanatory Note 4.

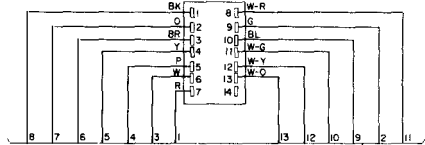


**28A, 28A-1, 28A-2, 28D, 28D-1, and 28D-2 Distributors**

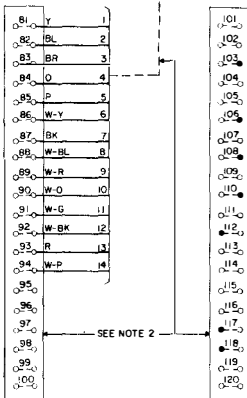
**AD**  
161525  
CONNECTOR  
(MALE)



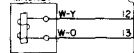
**AD**  
161526  
CONNECTOR  
(FEMALE)



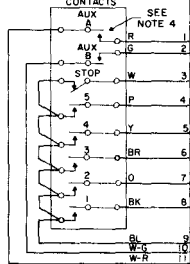
**AE**  
CABINET  
TERMINAL  
BLOCK  
(LEFT SIDE)



**AA**  
DISTRIBUTOR  
MAGNET



**AB**  
DISTRIBUTOR  
CONTACTS



**NOTES.**

- 1 ALL PARTS SHOWN ARE FURNISHED WITH 28H-1 TRANSMITTER DISTRIBUTOR BASE.
- 2 CABLE AND TERMINAL BLOCKS ARE NOT PART OF 28J-2 OR 28K DISTRIBUTOR
- 3 161525 MALE CONNECTOR IS NOT PART OF 28K DISTRIBUTOR.
- 4 ON 28L AUX A DISTRIBUTOR CONTACT IS CLOSED IN THE STOP POSITION

**28J, 28J-1, 28J-2, 28K, and 28L Distributors**