

NOTES:

- A. FOR OPERATION ON 50-60 CYCLE 110V. AC. REMOVE STRAP "A" AND CONNECT PLUG (1) INTO PLUG (2)
- B. FOR OPERATION ON 110V. D.C. OR 25 CYCLE A.C., CONNECT 100 OHM RESISTOR OF 104851 SET OF PARTS FOR TABLE APPLICATION AS SHOWN AND CONNECT PLUG (1) INTO PLUG (4) AND PLUG (3) INTO PLUG (2)
- C. 88085 CABLE HAS BEEN REDESIGNED FOR USE WITH DP-ST SWITCH. WHEN UNITS EQUIPPED WITH SINGLE POLE SWITCHES ARE CHANGED TO DP-ST SWITCHES. IT MAY BE NECESSARY TO ADD STRAP AS SHOWN.
- D. CORD TO BE SUPPLIED AS NEEDED BY THE CUSTOMER.

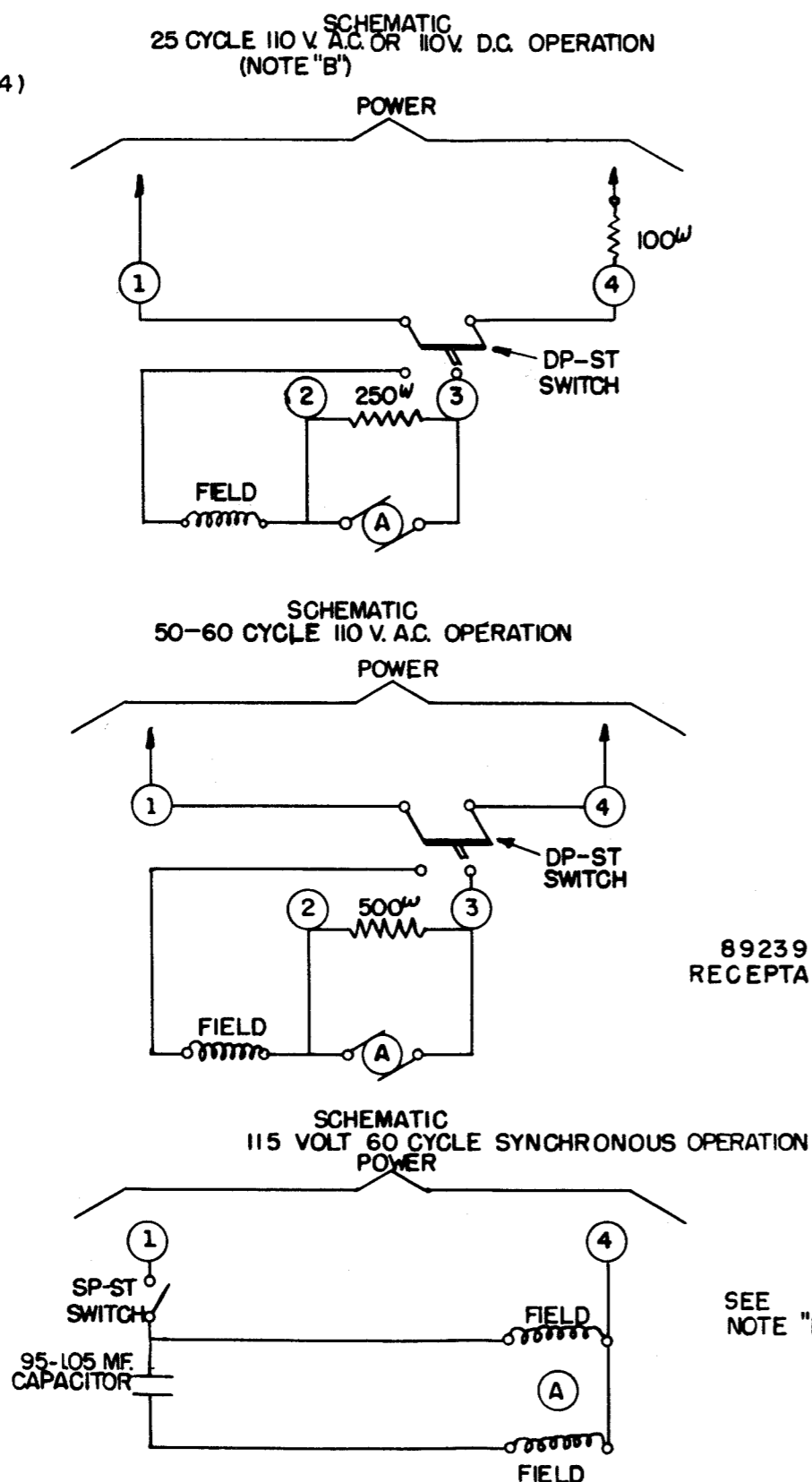


FIGURE 1  
PW 200,201,202,203,204,205  
ACTUAL

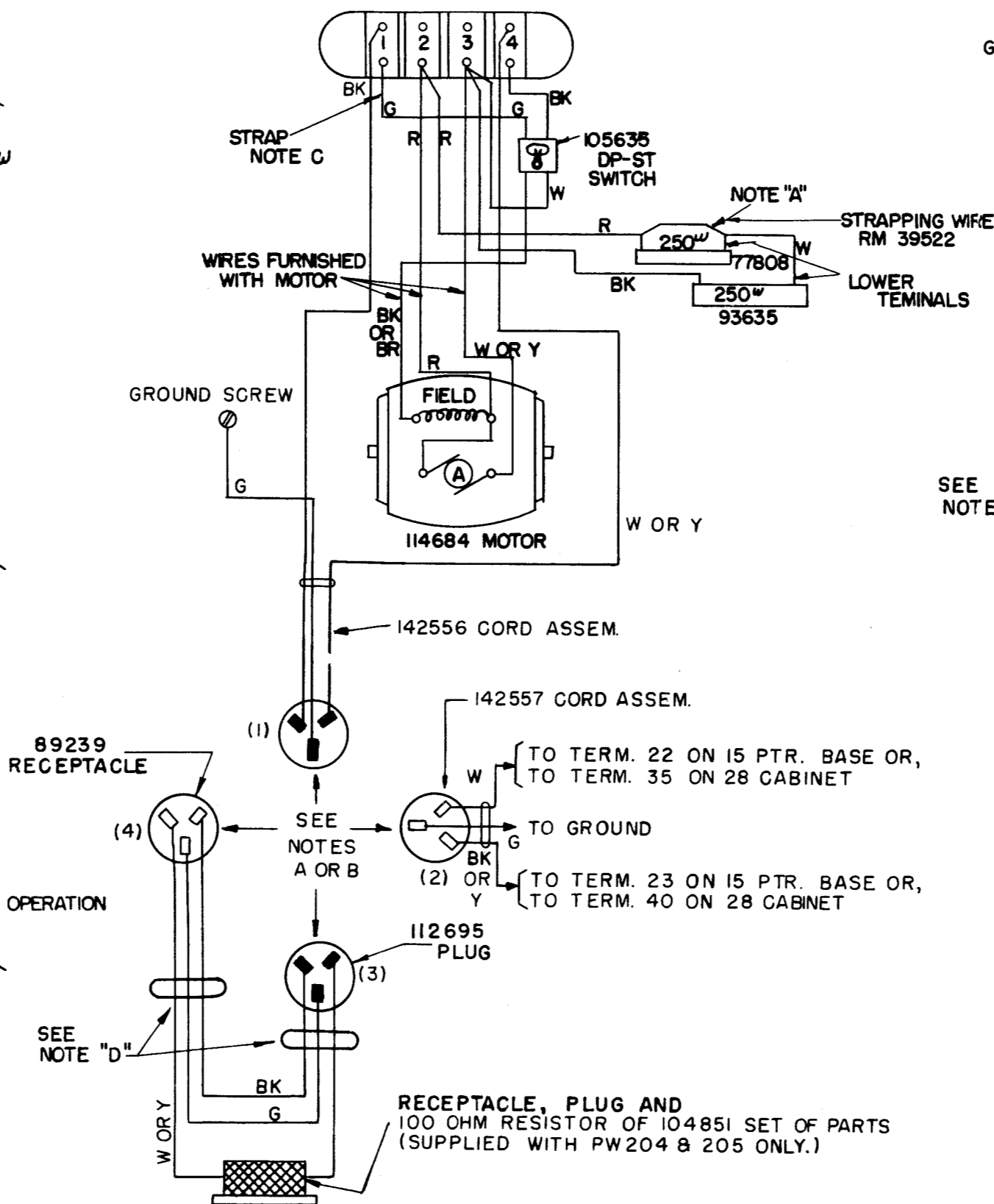
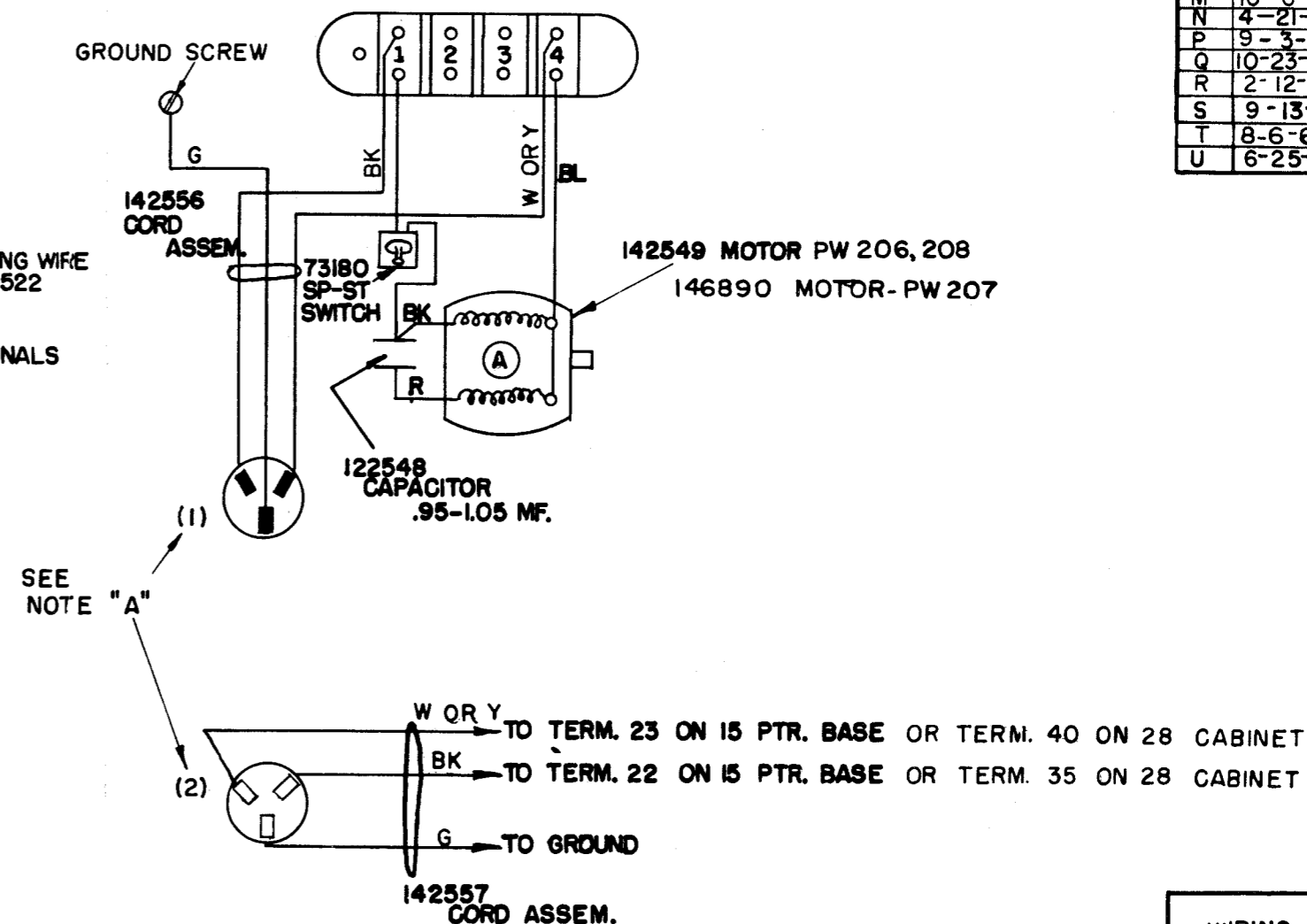


FIGURE 2  
PW 206,208-115V. 60 CYCLE AC SYNCHRONOUS MOTOR  
ACTUAL  
PW 207-115V 50/60 CYCLE AC INDUCTION MOTOR



1543WD		
REVISIONS		
ISSUE	DATE	AUTH. NO.
L	11-16-55	62153
M	10-6-58	66700
N	4-21-59	67288
P	9-3-59	67567
Q	10-23-59	67696
R	2-12-60	67963
S	9-13-61	70923
T	8-6-62	74139
U	6-25-63	77214

WIRING DIAGRAM	
PAPER WINDERS	
PW 200,201,202,203,204,205,206,208,207	
APPROVALS	
D AND R	E OF M
E-NUMBER	
PROD. NO. 1543 WD	
DATE	
R.D. FILE NO. I-99.AAA	
DRAWN W.A.W.	CHKD. <i>ll</i>
ENGD.	APPD. <i>E.P.K.</i>
TELETYPE CORPORATION	
1543WD	