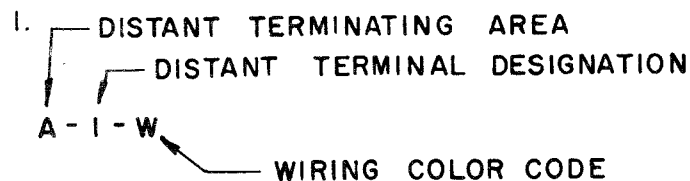


ISSUE	DATE	AUTH NO
2	1-1-61	71486
3	11-27-61	71486-1
4	2-16-67	92927
5	12-16-68	94957-4

NOTES:

WIRING LEGEND:



COLOR CODE:

BK - BLACK	W-BK - WHITE	BLACK
BR - BROWN	W-BR - WHITE	BROWN
R - RED	W-R - WHITE	RED
O - ORANGE	W-O - WHITE	ORANGE
Y - YELLOW	W-Y - WHITE	YELLOW
G - GREEN	W-G - WHITE	GREEN
BL - BLUE	W-BL - WHITE	BLUE
P - PURPLE	W-P - WHITE	PURPLE
W - WHITE	W-S - WHITE	SLATE
S - SLATE		

3. CONNECTOR AND CODE READING CONTACT ASSEMBLY VIEWED FROM SOLDERED TERMINAL ENDS.

4. ALL CONTACTS SHOWN IN UN-OPERATED POSITION.

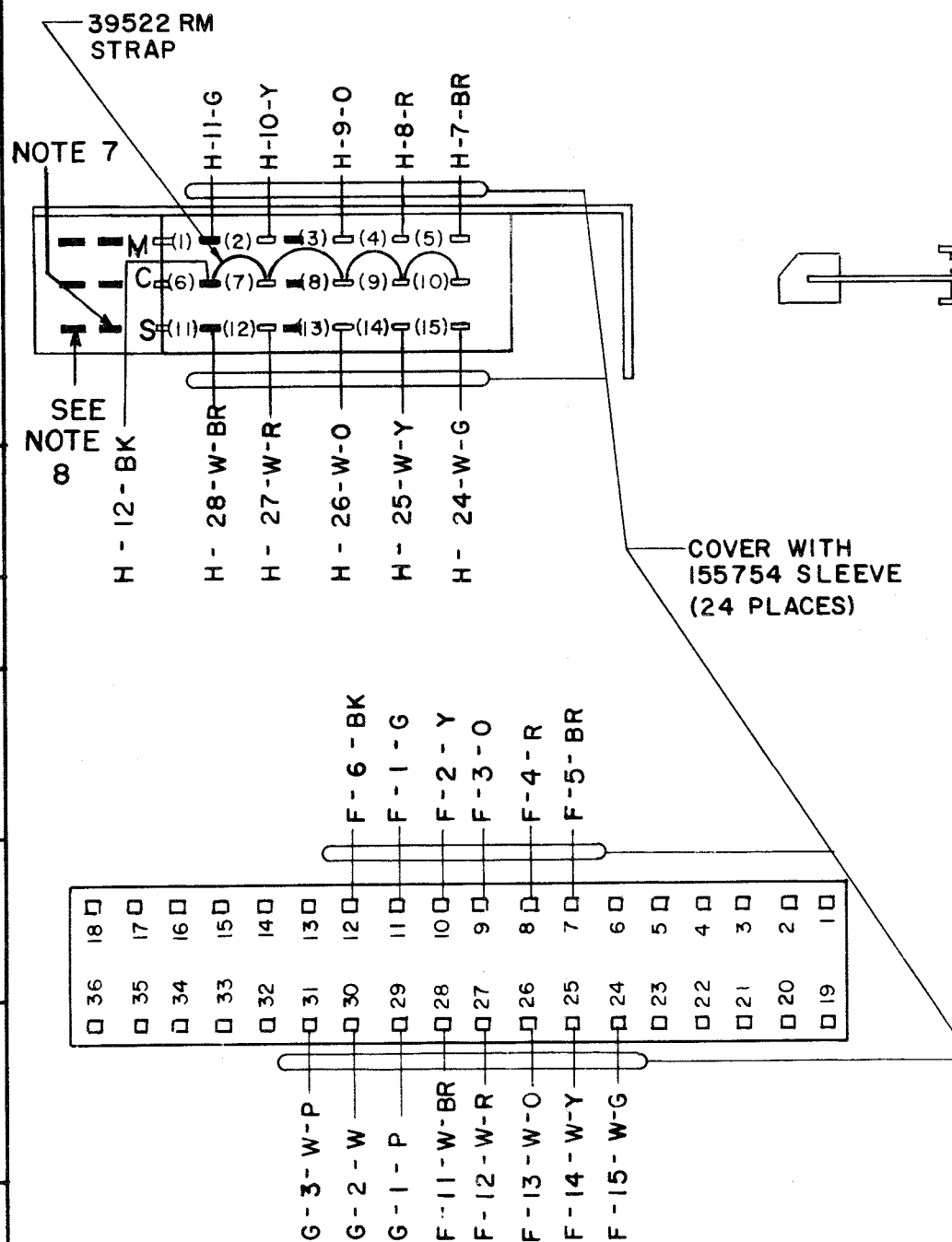
5. THE NUMBERS ENCLOSED BY PARENTHESES ARE USED FOR REFERENCE AND ARE NOT NECESSARILY SHOWN ON PARTS.

6. MAXIMUM RECOMMENDED BREAKING CURRENT FOR AUXILIARY CONTACTS IS 100 AMP., 110 V. D.C. WITH ARC SUPPRESSION.

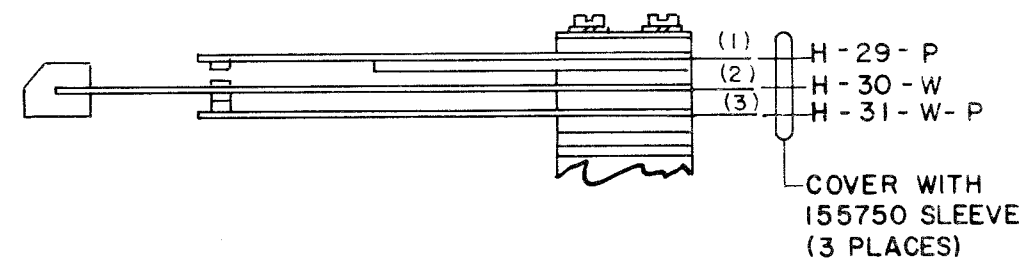
7. WHEN THE TRANSMITTER DISTRIBUTOR IS IN THE STOP (IDLE) CONDITION, THE SPACING (S) SIDE OF THE MULTIPLE WIRE OUTPUT CONTACTS ARE CLOSED.

8. AREA F-UNNUMBERED TERMINALS ON CODE READING CONTACT ASSEMBLY ARE NOT PRESENT ON OLDER ASSEMBLIES AND ARE NOT USED.

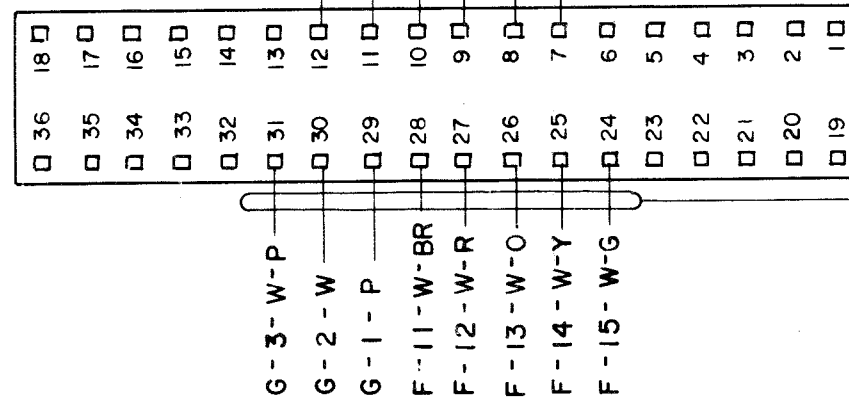
F  
 CODE READING CONTACT ASSEMBLY



G  
 AUXILIARY CONTACT ASSEMBLY



H  
 CONNECTOR



ACTUAL WIRING DIAGRAM 162490 MODIFICATION KIT TO PROVIDE MULTIPLE WIRE OUTPUT ON MODEL 28 TRANSMITTER DISTRIBUTOR. LXD 4 AND UP

APPROVALS

D AND E OF M

E-NUMBER

PROD. NO. 3708WD

DATE: 4-20-59

P.O. FILE NO. 1-58 65.92A

DRAWN C.D.S. CHKD. APPD.

TELETYPE CORPORATION

RTTY ELECTRONICS  
 TELETYPE=Sales-Service-Parts  
 PO Box 20101 El Sobrante, Ca.  
 94820. (510)222-3102  
 mr\_rtty@pacbell.net