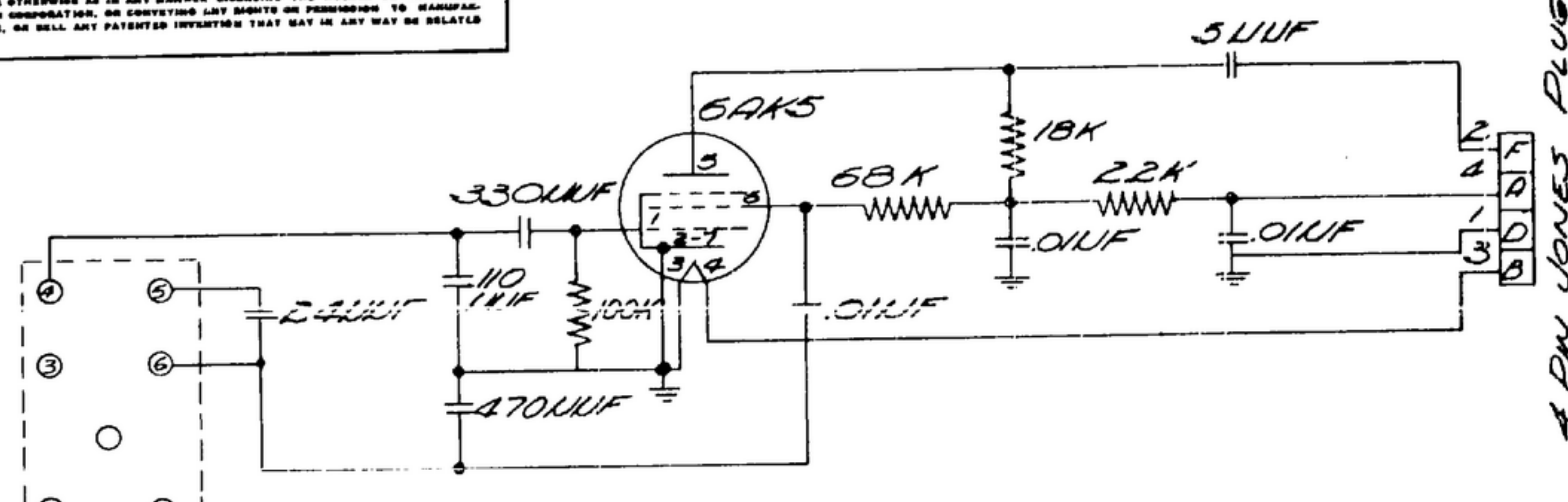


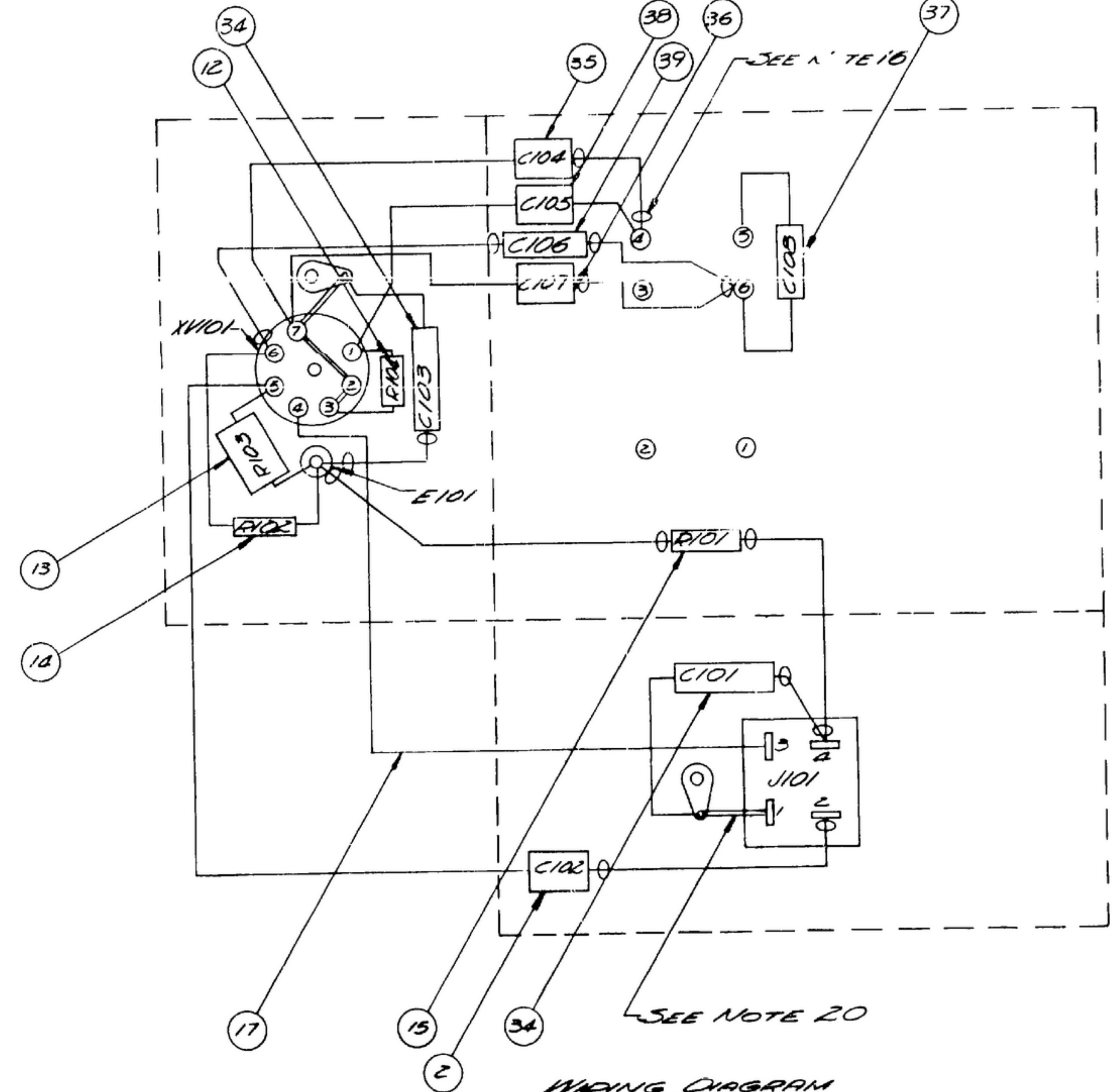
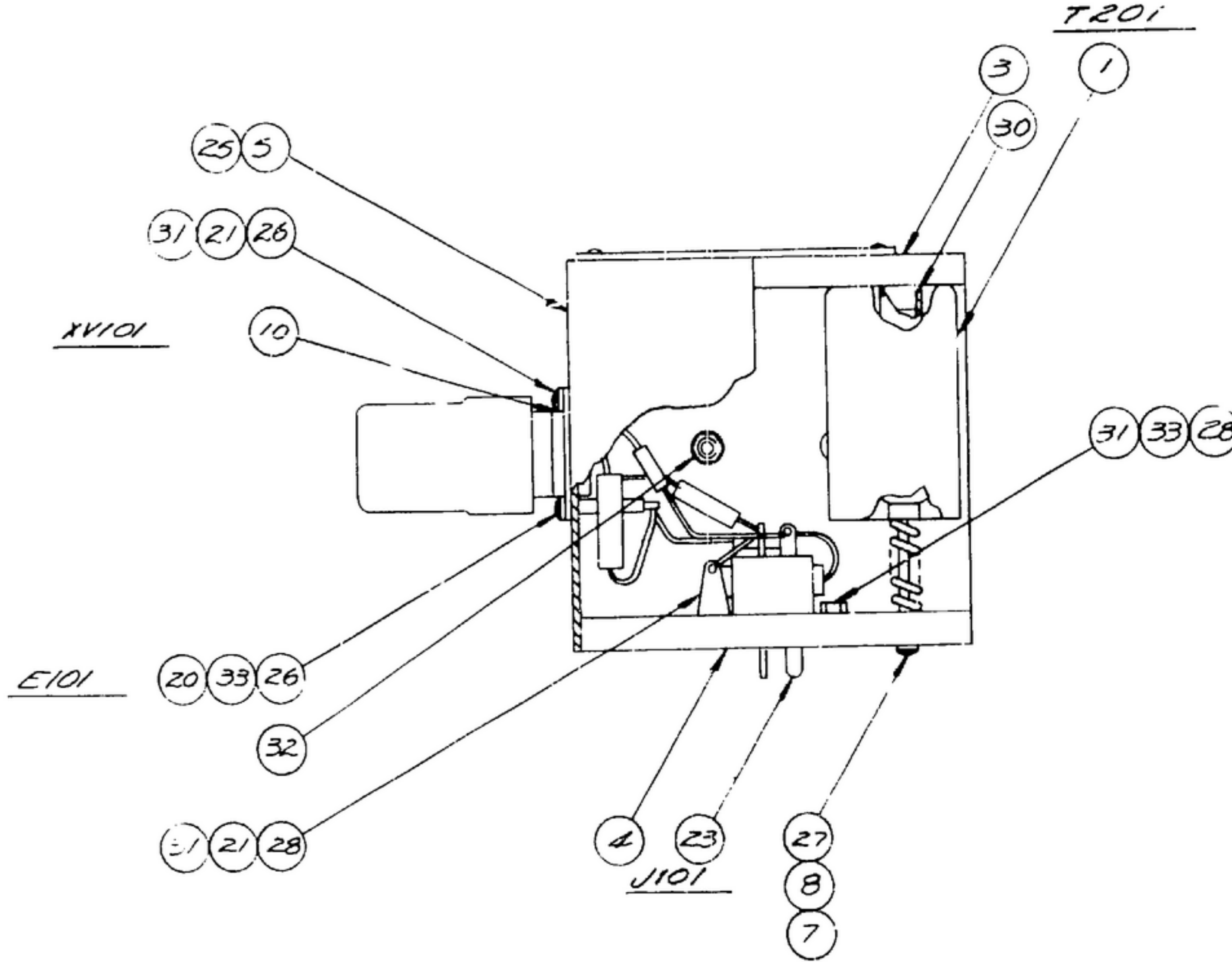
NOTICE: WHEN GOVERNMENT DRAWINGS, SPECIFICATIONS, OR OTHER DATA ARE USED FOR THE PLANNING OF THIS DRAWING WITH A REFERENCE TO, OR BY, THE GOVERNMENT, THE UNITED STATES GOVERNMENT IS NOT TO BE HELD RESPONSIBLE FOR ANY ERRORS OR OMISSIONS. THE CONTRACTOR SHALL BE RESPONSIBLE FOR THE ACCURACY OF ALL DATA AND FOR THE PROTECTION OF ALL PATENTS, TRADEMARKS, OR OTHER RIGHTS IN ANY INFORMATION CONTAINED HEREIN. THE CONTRACTOR SHALL BE RESPONSIBLE FOR THE PROTECTION OF ALL PATENTS, TRADEMARKS, OR OTHER RIGHTS IN ANY INFORMATION CONTAINED HEREIN.

*FOR INFORMATION ONLY. CONTRACTOR MAY AT HIS OPTION DEVIATE FROM THESE PROCESS DETAILS.



SCHEMATIC DIAGRAM

BOTTOM VIEW OF COIL



WINDING DIAGRAM

NOTES

1. SHALL BE BORN TYPE 501P-35(7)-22L11.
2. SUPPLIED BY GENERAL ELECTRIC CORP, SCHENECTADY, N.Y., OR EQUAL.
3. SUPPLIED BY SELECTRO CORP, NEW ROCHELLE, N.Y., OR EQUAL.
4. SUPPLIED BY HARTSO INC, SHILLER PARK, ILL., OR EQUAL.
5. SUPPLIED BY PATTON MCGUYER CO, PROVIDENCE, R.I., OR EQUAL.
6. SUPPLIED BY BENTLY HARRIS MFG CO, CONSHOHOCKEN, PA, OR EQUAL.
7. SUPPLIED BY HOWARD B JONES, CHICAGO, ILL., OR EQUAL.
8. SUPPLIED BY DODD MALON CORP, CLIFTON, N.J., OR EQUAL.
9. SUPPLIED BY PHICOLL MFG CO, CHICAGO, ILL., OR EQUAL. (PHILLIPS CROSS RECESSED)
10. SUPPLIED BY BRISTOL CO, WATERBURY, CONN., OR EQUAL (6.5DLINE)
11. SUPPLIED BY CENTRAL SCREEN CO, CHICAGO, ILL., OR EQUAL.
12. SUPPLIED BY INLAND AUTOMATIC INC, OMAHA, NEB., OR EQUAL. (INSERT CRIMP)
13. SUPPLIED BY SHAKEDOFF INC, CHICAGO, ILL., OR EQUAL.
14. SUPPLIED BY SPARGUE ELECTRIC CO, NORTH ADAMS, MASS., OR EQUAL.
15. SUPPLIED BY CORNELL-DUBILED ELECTRIC CORP, SOUTH PLAINFIELD, N.J., OR EQUAL.
16. SYMBOL Φ INDICATES TUBING (22).
17. ALL SOLDER SHALL BE SN-30 PER QQ-S-571.
18. COIL (1) IS SUPPLIED IN POSITION SHOWN WHEN IN USE COIL IS PLUGGED IN SOCKET (5) AND IS HELD IN PLACE WITH SCREEN (29).
19. COIL ALL SOLDER CONNECTIONS WITH VARNISH TPE 7 PER MIL-14173.
20. WIRE (18) IS SHOWN BY A DOUBLE LINE.
21. SHALL BE TYPE 3 NO. 22 SOFT ANNEALED TIN COATED.
22. ALL TUBING SHALL BE PER HANDBOOK 12B.

QTY	SYMBOL	DESCRIPTION	MATL	FINISHED SIZE	QTY NOTE
39		*1DR351			
38		*5R5T35			
37		*22R5024			
36		*5R5T17			
35	1	20	MICA		15
34	1	19	PAPER		14
33	2	18			13
32	1	17			12
31	3	16			11
30	1	15		OVERALL LENGTH 3/8	10
29	1	14			
28	2	13			
27	1	12			
26	2	11			
25	10	10			9
24	2	9	STEEL	3/16 X .05800	8
23	1	8			7
22	53	7			6
21	2	6			5
20	1	5			4
19	6	4	TEFLON		3
18	1	3			2
17		2			1
16	103	1	CORROD		21
15					
14					
13					
12					
11					
10					
9					
8					
7					
6					
5					
4					
3					
2			MICA		
1					

LIST OF MATERIAL

UNLESS OTHERWISE SPECIFIED DIMENSIONS ARE IN INCHES FRACTIONS DECIMALS ANGLES		COLLINS RADIO CO Cedar Rapids IA 00710-2455-93		DEPARTMENT OF THE ARMY SIGNAL CORPS ENGINEERING LABORATORIES	
NEXT ARMY USED ON		SIGNAL CORPS SERIALIZED XXX APPROVED DATE 31 AUG 56		ANT CON. T201 0.5-1.0 MC S16 C INSP 57292	
APPLICATION		TEST OSC R-390A/URR		SM-D33304	