

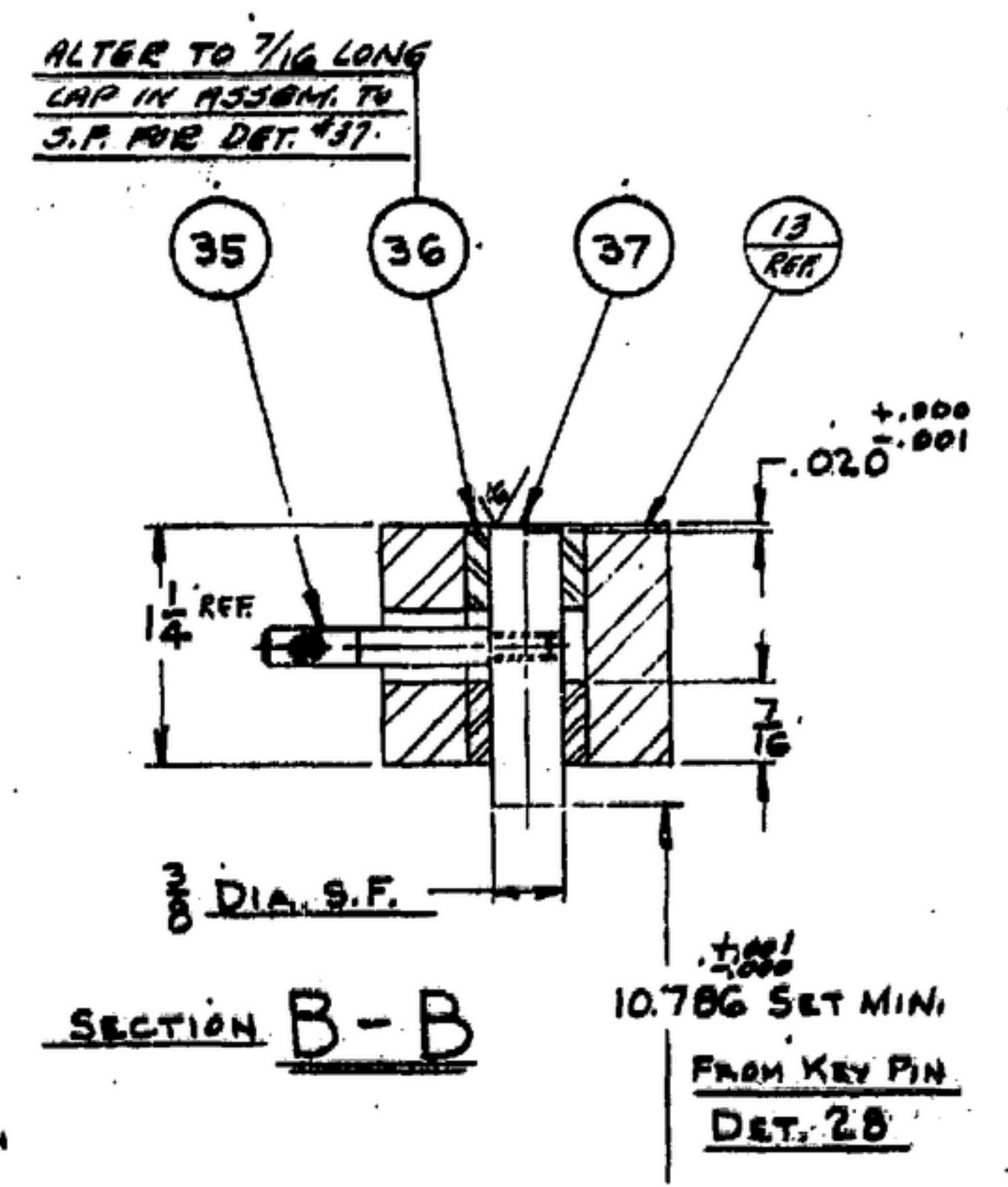
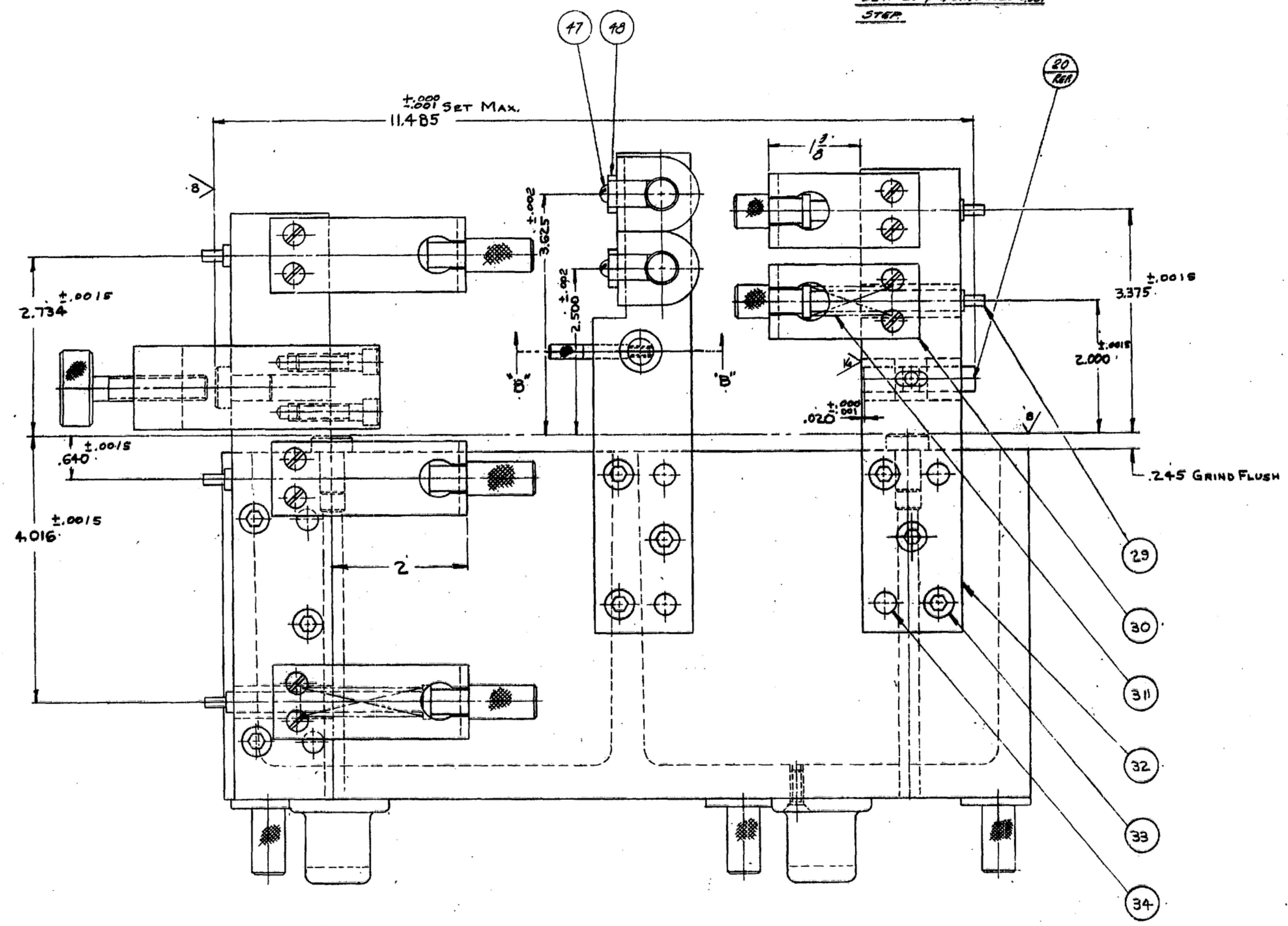
APPROVED: THESE DIMENSIONS, SPECIFICATIONS, OR OTHER DATA ARE GIVEN FOR THE PURPOSE OF IDENTIFYING THE PARTS OF THIS DRAWING. THEY ARE NOT TO BE USED AS A BASIS FOR THE DESIGN OR CONSTRUCTION OF ANY PART OR ASSEMBLY. THE USER SHALL BE RESPONSIBLE FOR THE DESIGN AND CONSTRUCTION OF ANY PART OR ASSEMBLY. THE USER SHALL BE RESPONSIBLE FOR THE DESIGN AND CONSTRUCTION OF ANY PART OR ASSEMBLY.

"THIS DOCUMENT HAS BEEN PREPARED BY THE GOVERNMENT AND IS NOT TO BE REPRODUCED OR TRANSMITTED IN ANY FORM OR BY ANY MEANS, ELECTRONIC OR MECHANICAL, INCLUDING PHOTOCOPYING, RECORDING, OR BY ANY INFORMATION STORAGE AND RETRIEVAL SYSTEM."

NOTE:
*FOR INFORMATION ONLY. CONTRACTOR MAY AT HIS OPTION DEViate FROM THESE PROCESS DETAILS

REVISIONS ORIGINAL ISSUE A 19-10-55			
SYM	DESCRIPTION	DATE	APPROVAL

NOTE:
GRIND DETS. #20 & #32
FLUSH WHEN SET TO
11.485 MAX DIM. REMOVE
DET. #20 & GRIND .020 STEP.



NOTE:
GRIND DETS. #13 & #37 FLUSH
WHEN SET TO 10.786 MIN. DIM.
REMOVE DET. #37 & GRIND
.020 STEP.

TOP VIEW OF GAGE

PART NO.	DESCRIPTION	MATL.	MATL. SPEC.
----------	-------------	-------	-------------

UNLESS OTHERWISE SPECIFIED DIMENSIONS ARE IN INCHES FRACTIONS OR DECIMALS ANGLES		General Order # 08719-PH-55-33 SIGNAL CORPS	VOLUME GAGE To Check Loc. Of 11 Mounting Holes, & Volume For R.F. Sub Chassis in Main Frame.	DEPARTMENT OF THE ARMY SIGNAL CORPS ENGINEERING LABORATORIES FORT MONMOUTH NEW JERSEY
SC-DL-57329 NEXT ASSY USED ON	APPLICATION	REVIEWED PNE APPROVED: A.M.H. PNE DATE 19-10-55		
SCALE FULL			SM-D-57329 SHEET 2	

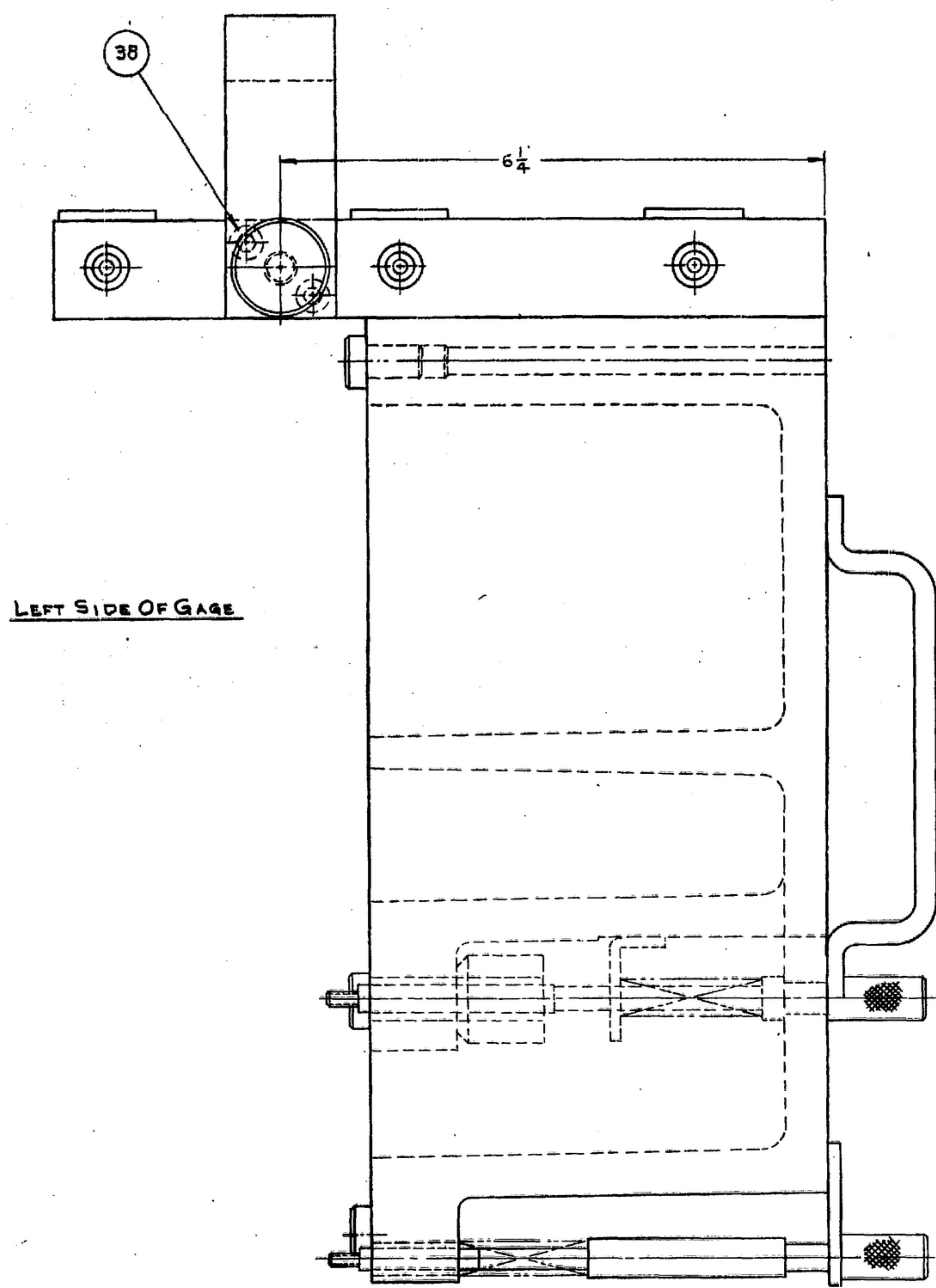
WHEN REFERRING TO THIS DRAWING STATE DRAWING NO. APPLICABLE IS

NOTE: THESE DIMENSIONS, SPECIFICATIONS, OR OTHER DATA ARE BASED ON THE ASSUMPTION THAT THE DIMENSIONS WITH A REASONABLE DEGREE OF ACCURACY WILL BE OBTAINED BY THE CONTRACTOR. THE CONTRACTOR SHALL BE RESPONSIBLE FOR THE ACCURACY OF THE DIMENSIONS AND THE FACT THAT THE DIMENSIONS ARE OBTAINED WITH A REASONABLE DEGREE OF ACCURACY DOES NOT CONSTITUTE AN ENDORSEMENT BY THE SIGNAL CORPS ENGINEERING LABORATORIES OF THE CONTRACTOR'S PERFORMANCE OR THE QUALITY OF THE MATERIALS USED. THE CONTRACTOR SHALL BE RESPONSIBLE FOR THE ACCURACY OF THE DIMENSIONS AND THE FACT THAT THE DIMENSIONS ARE OBTAINED WITH A REASONABLE DEGREE OF ACCURACY DOES NOT CONSTITUTE AN ENDORSEMENT BY THE SIGNAL CORPS ENGINEERING LABORATORIES OF THE CONTRACTOR'S PERFORMANCE OR THE QUALITY OF THE MATERIALS USED.

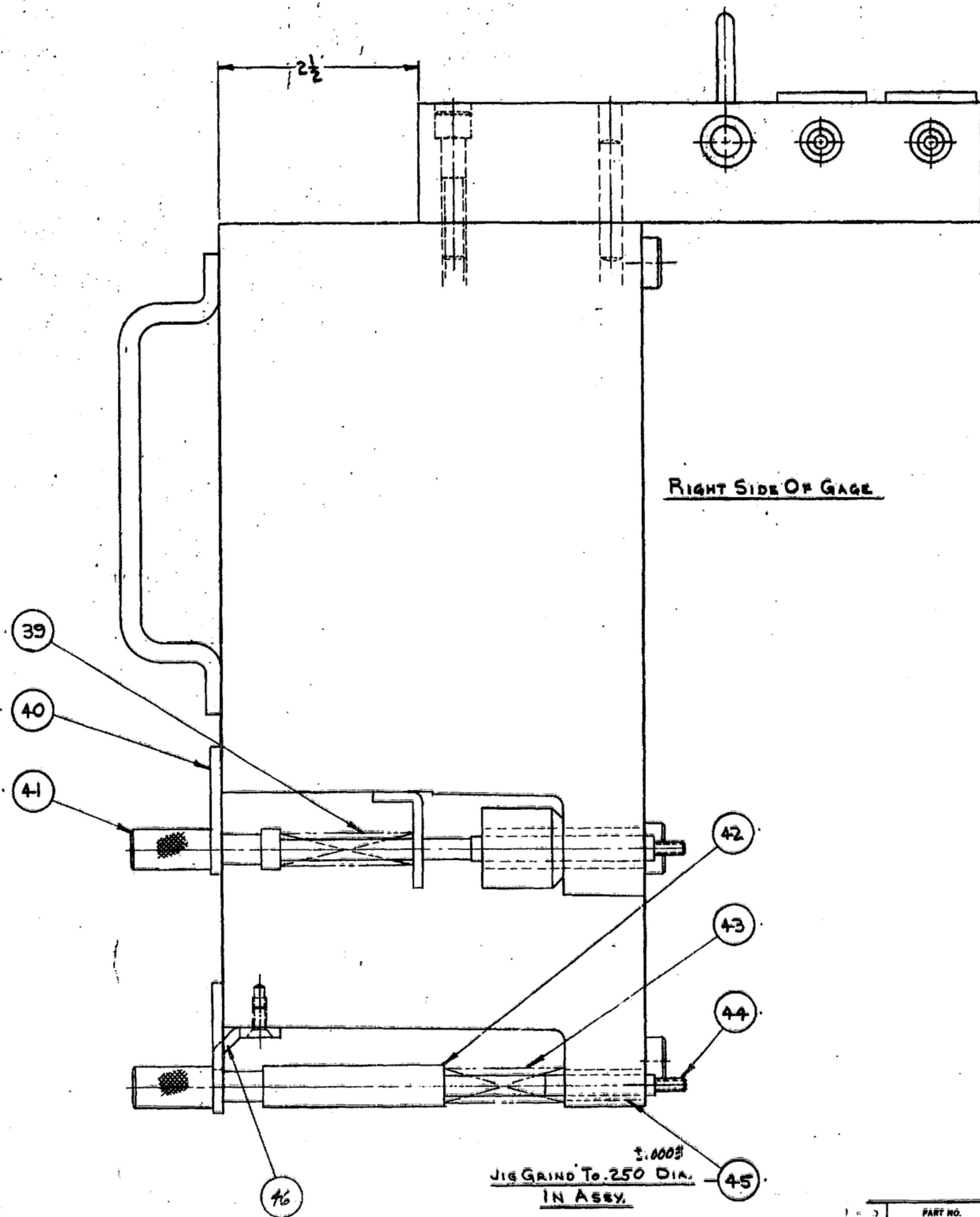
NOTE: THESE DIMENSIONS, SPECIFICATIONS, OR OTHER DATA ARE BASED ON THE ASSUMPTION THAT THE DIMENSIONS WITH A REASONABLE DEGREE OF ACCURACY WILL BE OBTAINED BY THE CONTRACTOR. THE CONTRACTOR SHALL BE RESPONSIBLE FOR THE ACCURACY OF THE DIMENSIONS AND THE FACT THAT THE DIMENSIONS ARE OBTAINED WITH A REASONABLE DEGREE OF ACCURACY DOES NOT CONSTITUTE AN ENDORSEMENT BY THE SIGNAL CORPS ENGINEERING LABORATORIES OF THE CONTRACTOR'S PERFORMANCE OR THE QUALITY OF THE MATERIALS USED.

NOTE:
*FOR INFORMATION ONLY. CONTRACTOR MAY AT HIS
OPTION DEVIATE FROM THESE PROCESS DETAILS

REVISIONS Original Issue X 19-10-55
SYM DESCRIPTION DATE APPROVAL



LEFT SIDE OF GAGE



RIGHT SIDE OF GAGE

JIG GRIND TO .250 DIA.
±.0003
IN ASSY.

PART NO.	DESCRIPTION	MATL.	MATL. SPEC.
LIST OF MATERIAL			

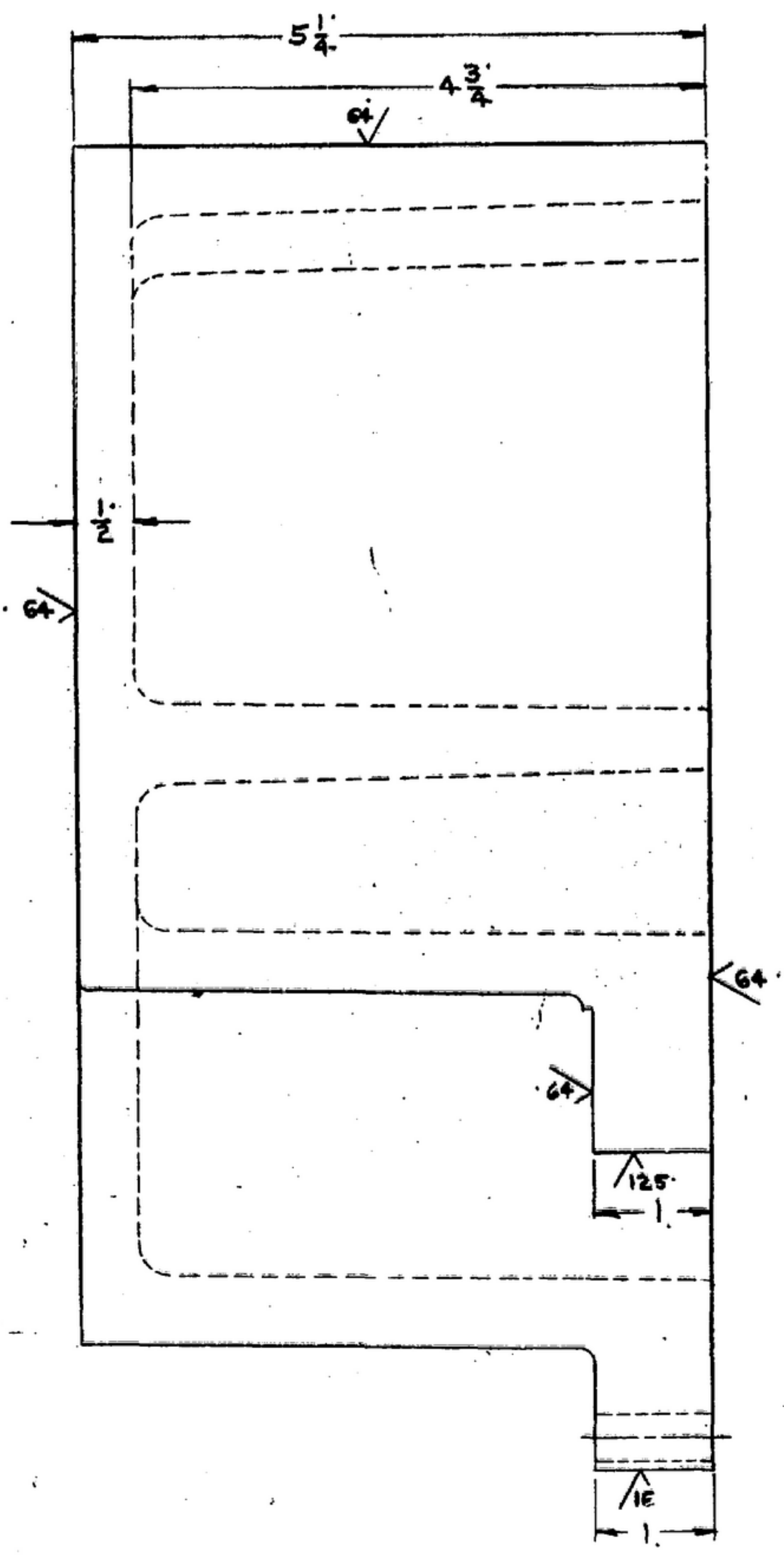
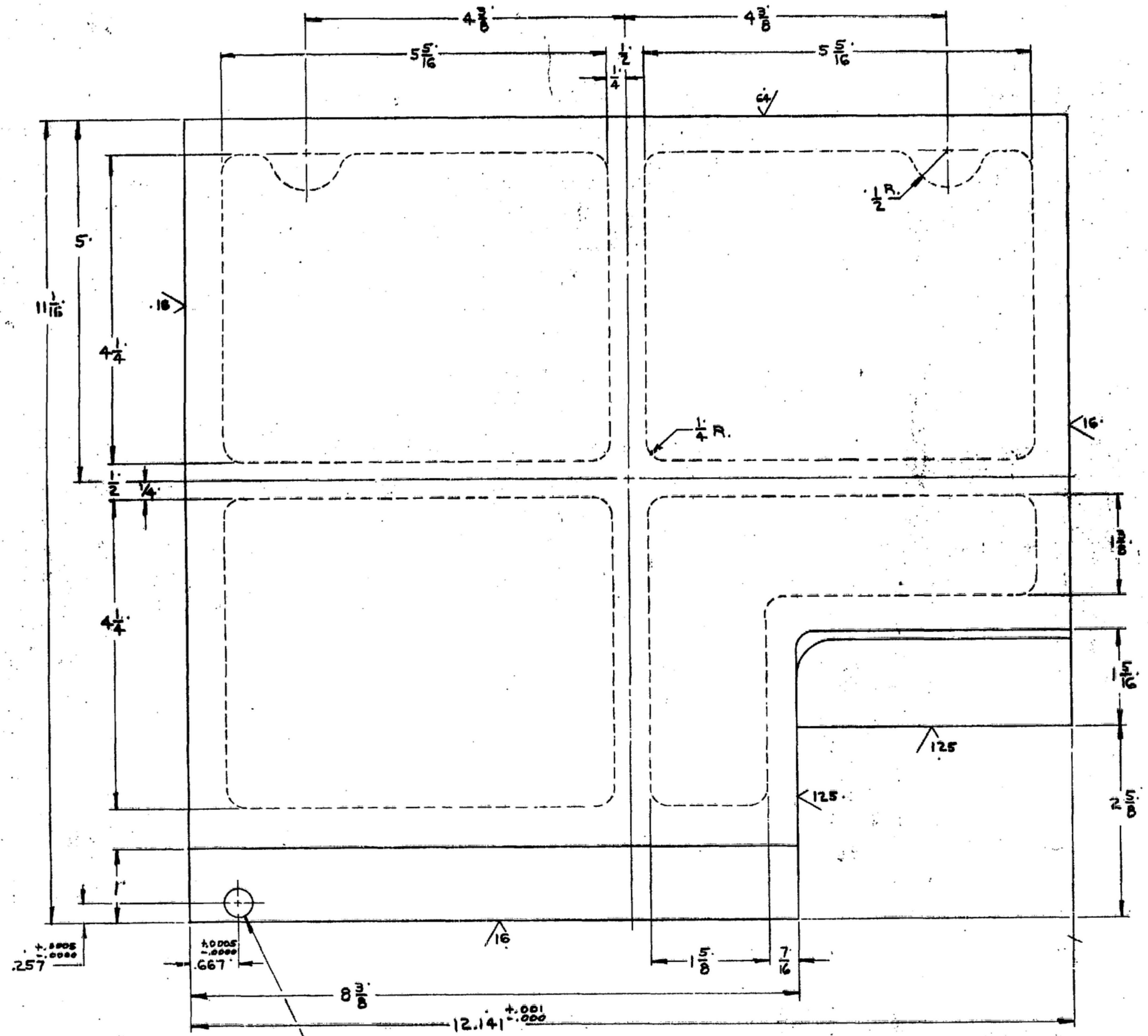
UNLESS OTHERWISE SPECIFIED DIMENSIONS ARE IN INCHES TOLERANCES ON FRACTIONS DECIMALS ANGLES + / - 1 / 32	GOVERNMENT PROPERTY ORDER # 08719-PH-55-98 SIGNAL CORPS	VOLUME GAGE To Check Loc. Of II Mounting HOLES, & VOLUME FR. R.F. SUB CHASSIS IN MAIN FRAME	DEPARTMENT OF THE ARMY SIGNAL CORPS ENGINEERING LABORATORIES
	REVIEWED PME		FORT MONMOUTH NEW JERSEY
	APPROVED M.H. PME		SM-D-57329
	DATE 19-10-55		SCALE FULL
NEXT ASSY SC-DL-57329	USED ON	APPLICATION	WHEN REFERRING TO THIS DRAWING STATE DRAWING NO., APPLICABLE ISSUE, AND DATE

SMALL SIZE DIMENSIONS: DIMENSIONS OF THIS DRAWING ARE GIVEN IN INCHES UNLESS OTHERWISE SPECIFIED. DIMENSIONS ARE TO BE TAKEN TO THE CENTER UNLESS OTHERWISE SPECIFIED. DIMENSIONS ARE TO BE TAKEN TO THE CENTER UNLESS OTHERWISE SPECIFIED. DIMENSIONS ARE TO BE TAKEN TO THE CENTER UNLESS OTHERWISE SPECIFIED.

THIS DRAWING IS NOT TO BE USED FOR FABRICATING PARTS UNLESS IT IS ACCOMPANIED BY THE APPROPRIATE PROCESS DETAILS AND MATERIAL SPECIFICATIONS.

NOTE: *FOR INFORMATION ONLY. CONTRACTOR MAY AT HIS OPTION DEVIATE FROM THESE PROCESS DETAILS

BY	DESCRIPTION	DATE	APPROVAL
----	-------------	------	----------



DIA. P.F. FOR DET. 45

1 REQ.-AL-ALLOY SANDCASTING - COMP. #3
HEAT-TREAT PER SPEC. QQ-A-601

YEGG	PART NO.	DESCRIPTION	MATL.	WAF. SPEC.
LIST OF MATERIAL				
VOLUME GAGE				
To Check Loc. Oil Mounting				
HOLES, & VOLUME FOR R.F. SUB				
CHASSIS IN MAIN FRAME.				
DEPARTMENT OF THE ARMY SIGNAL CORPS ENGINEERING LABORATORIES		PORT MONMOUTH NEW JERSEY		
SM-D-57329		SHEET 4 OF 6		

UNLESS OTHERWISE SPECIFIED	
DIMENSIONS ARE IN INCHES	
TOLERANCES ON FRACTIONS: DECIMALS: ANGLES	
$\pm \frac{1}{32}$	
REVIEWED	PHM
APPROVED	PHM
DATE	19-10-55
SCALE	FULL
APPLICATION	

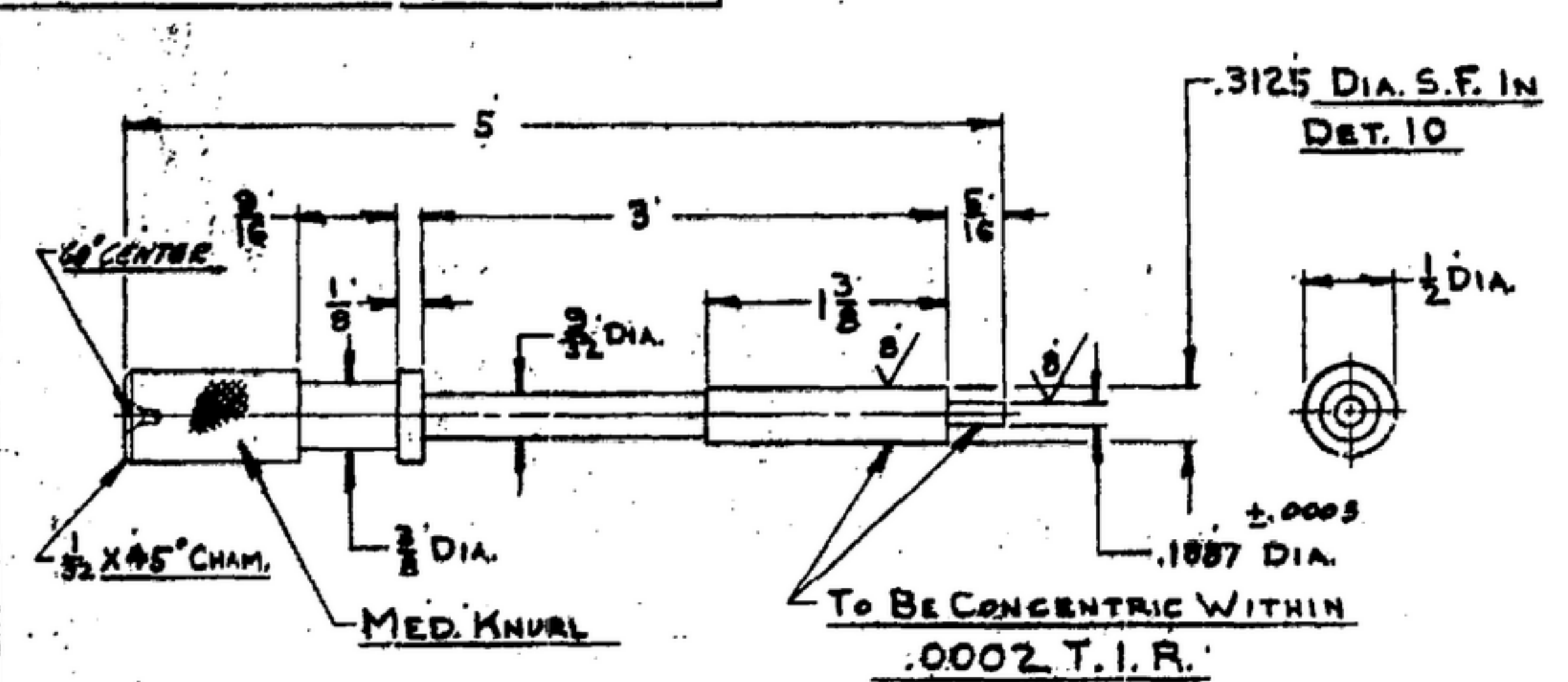
WHEN REFERRING TO THIS DRAWING STATE DRAWING NO., APPLICABLE ISSUES IF ANY AND DATE

SYM	DESCRIPTION	DATE	APPROVAL

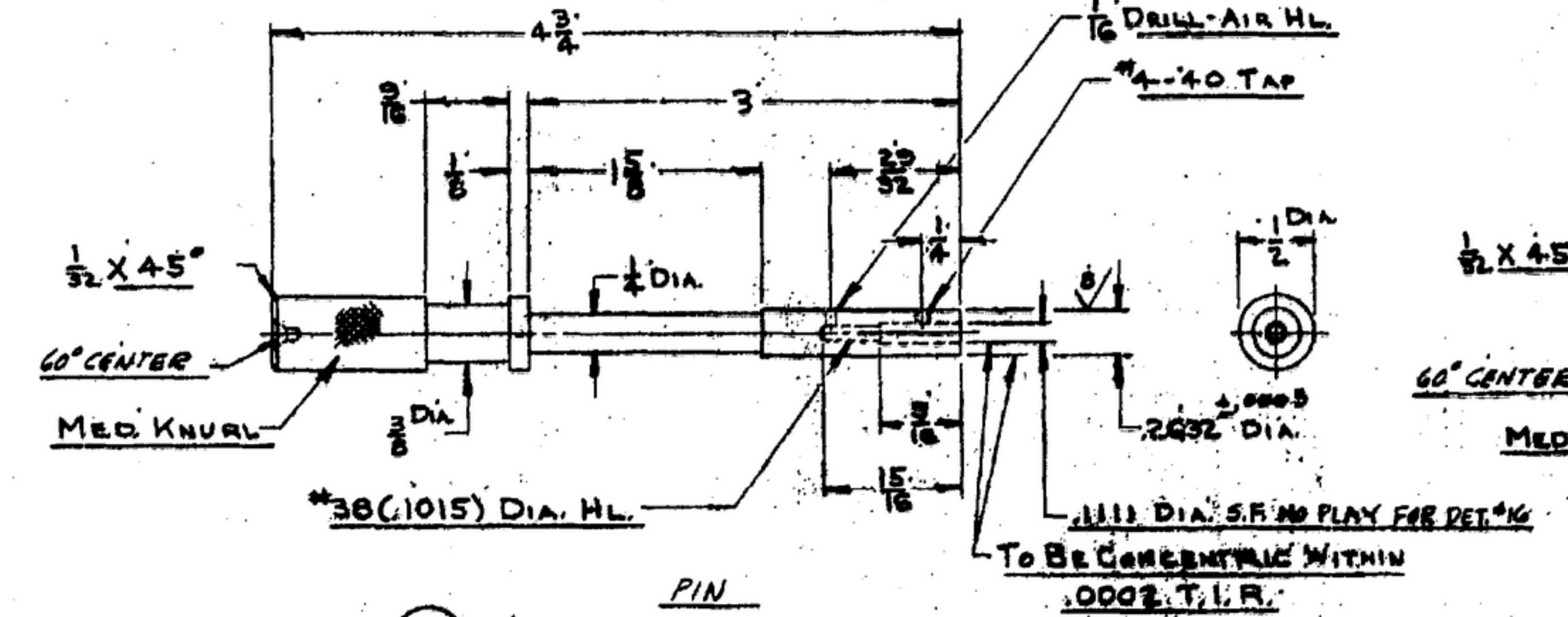
THIS DRAWING IS THE PROPERTY OF THE GOVERNMENT AND IS LOANED TO YOU FOR YOUR INFORMATION ONLY. IT IS NOT TO BE REPRODUCED OR TRANSMITTED IN ANY FORM OR BY ANY MEANS, ELECTRONIC OR MECHANICAL, INCLUDING PHOTOCOPYING, RECORDING, OR BY ANY INFORMATION STORAGE AND RETRIEVAL SYSTEM. WITHOUT THE WRITTEN PERMISSION OF THE GOVERNMENT, THIS DRAWING IS NOT TO BE USED FOR ANY OTHER PURPOSE THAN THAT FOR WHICH IT WAS ISSUED.

THIS DRAWING IS THE PROPERTY OF THE GOVERNMENT AND IS LOANED TO YOU FOR YOUR INFORMATION ONLY. IT IS NOT TO BE REPRODUCED OR TRANSMITTED IN ANY FORM OR BY ANY MEANS, ELECTRONIC OR MECHANICAL, INCLUDING PHOTOCOPYING, RECORDING, OR BY ANY INFORMATION STORAGE AND RETRIEVAL SYSTEM. WITHOUT THE WRITTEN PERMISSION OF THE GOVERNMENT, THIS DRAWING IS NOT TO BE USED FOR ANY OTHER PURPOSE THAN THAT FOR WHICH IT WAS ISSUED.

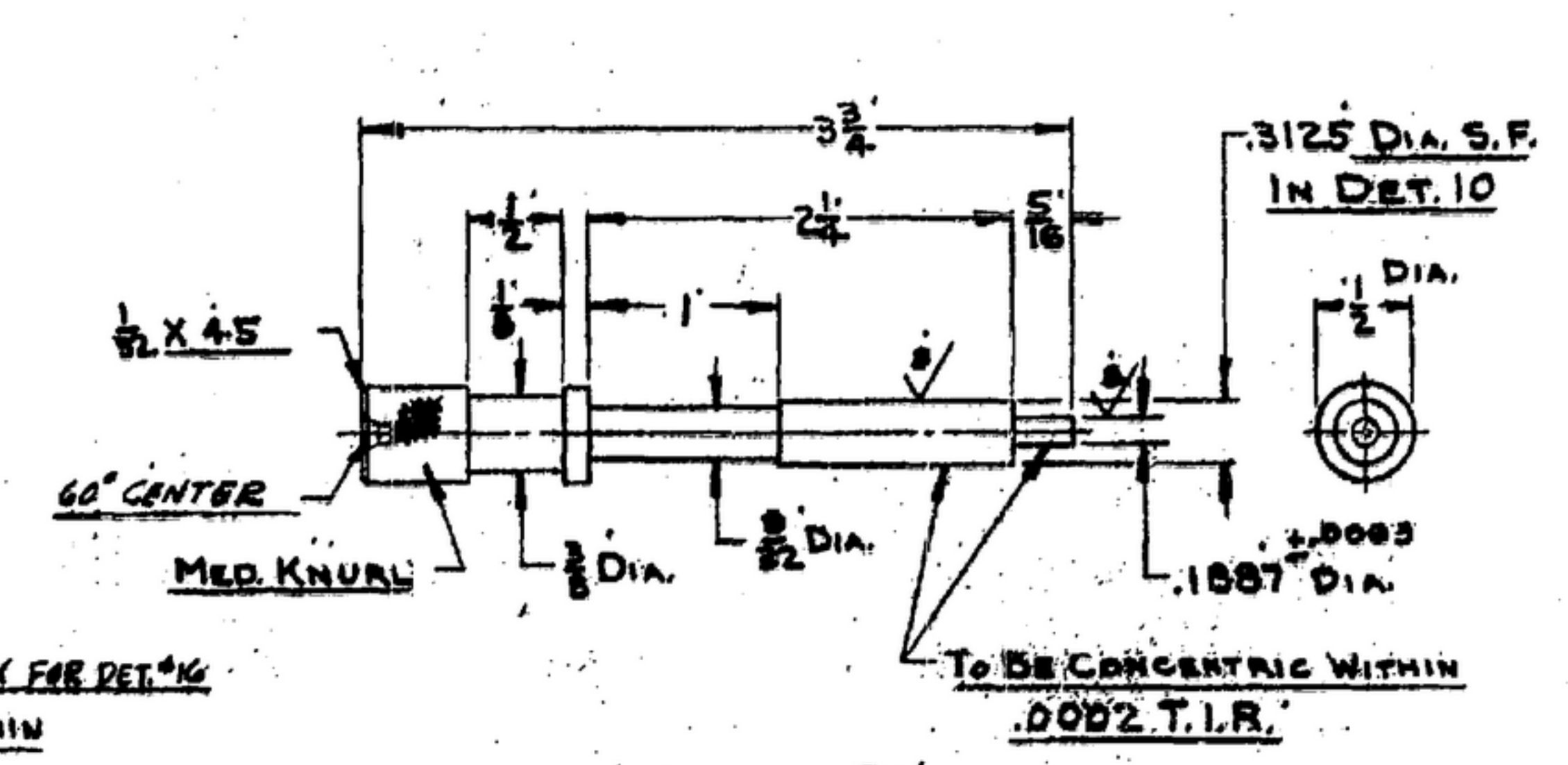
NOTE: *FOR INFORMATION ONLY. CONTRACTOR MAY AT HIS OPTION DEVIATE FROM THESE PROCESS DETAILS



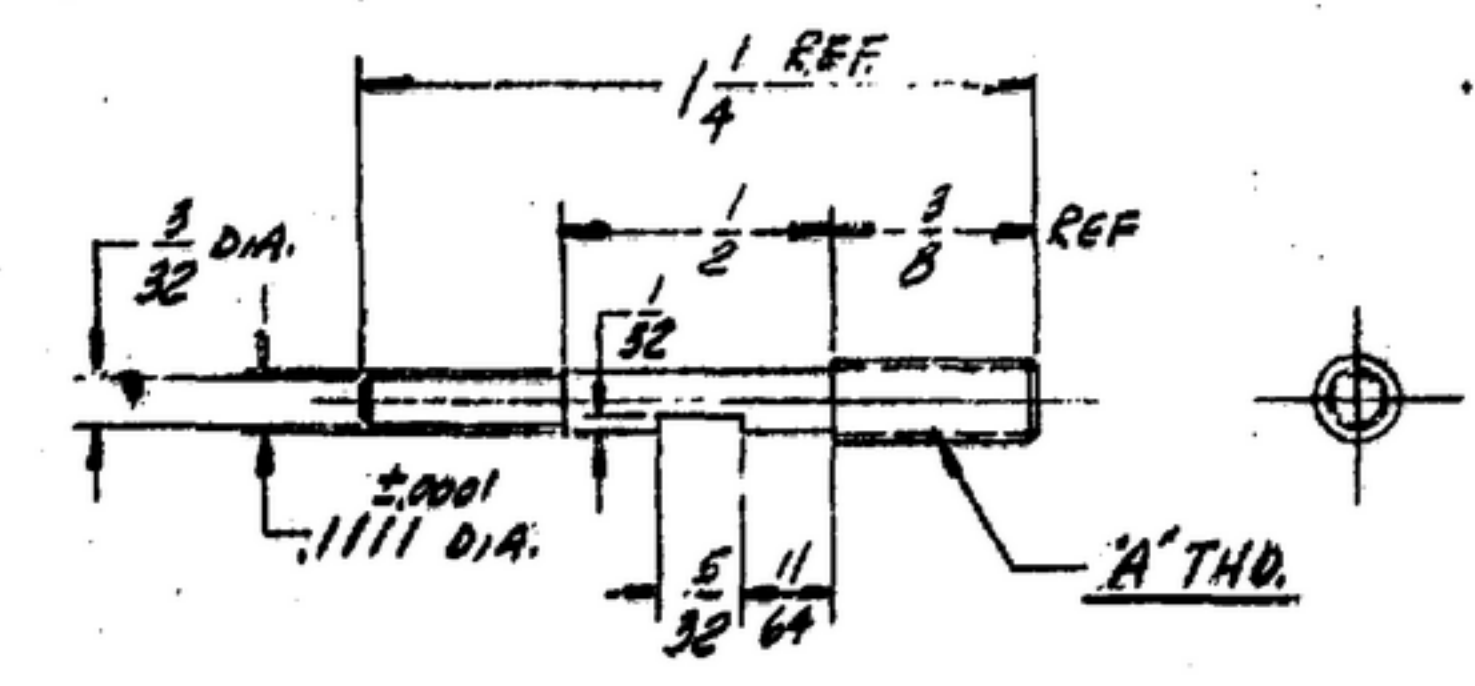
9 3 Req. - STEEL-F5-A2 PER SPEC. QQ-S-00778 - Rock'C' 62 MIN.



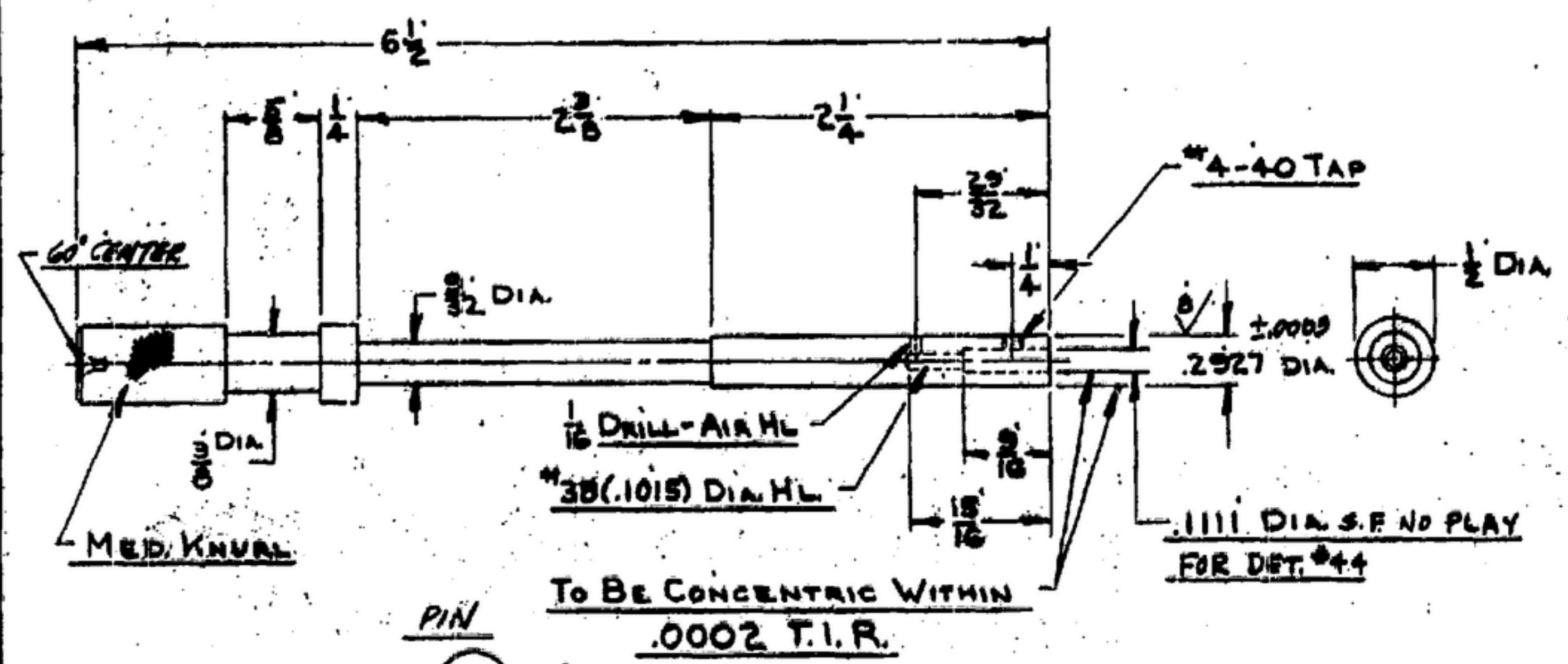
15 2 Req. - STEEL-F5-A2 PER SPEC. QQ-S-00778 - Rock'C' 62 MIN.



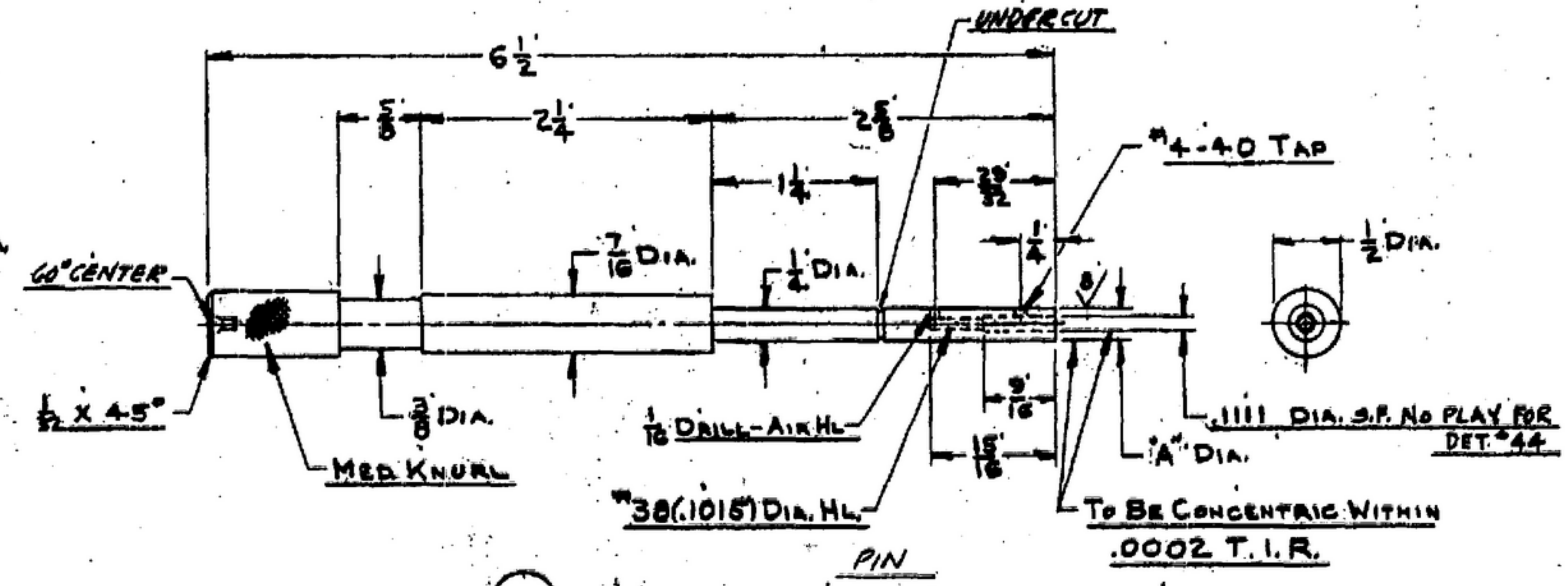
29 2 Req. - STEEL-F5-A2 PER SPEC. QQ-S-00778 - Rock'C' 62 MIN.




16 2 Req. - PUR. - ALTA 'A' 6-32 THD '60' MEMBER SCALE 2:1



41 2 Req. - STEEL-F5-A2 PER SPEC. QQ-S-00778 - Rock'C' 62 MIN.

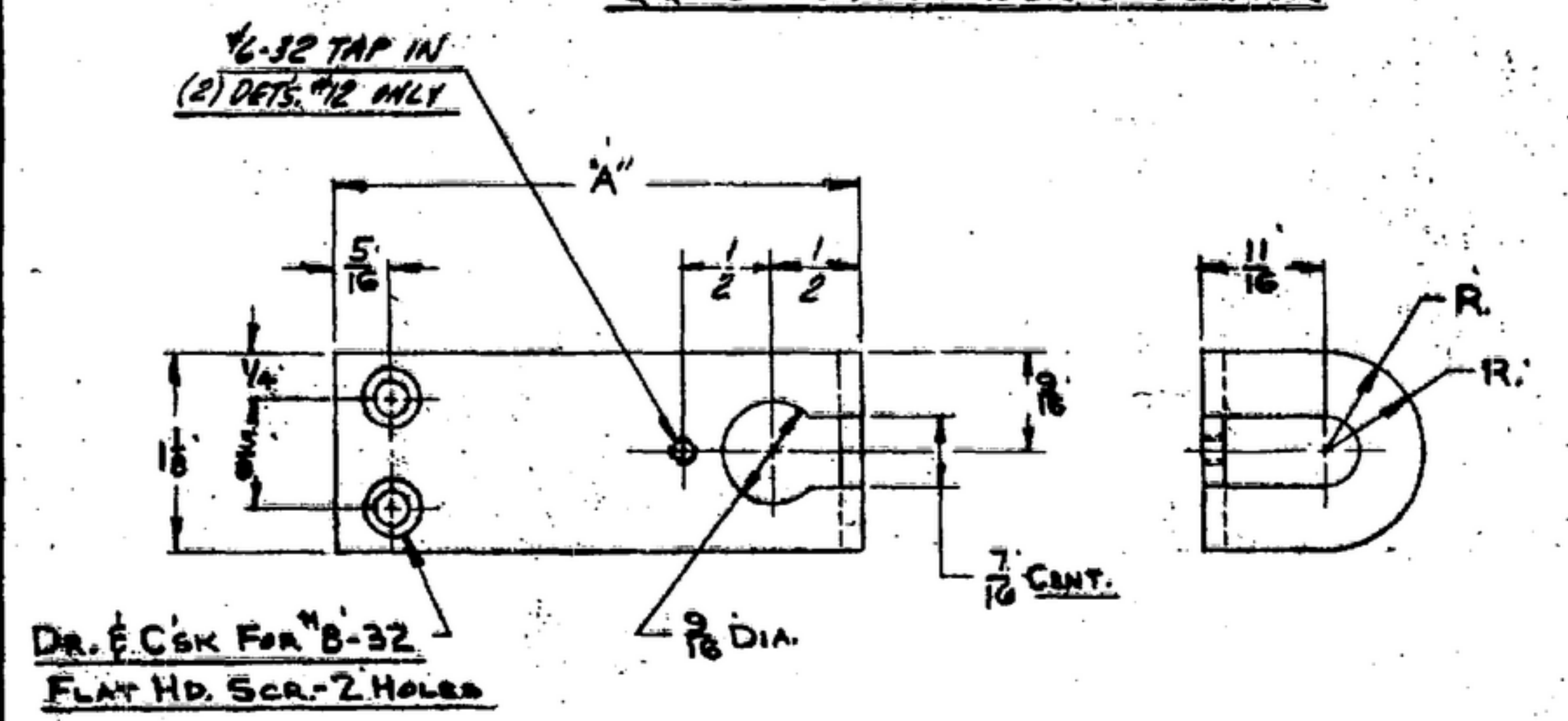


28 1 Req. - STEEL-F5-A2 PER SPEC. QQ-S-00778 - Rock'C' 62 MIN; 'A' .250 DIA. S.F. NO PLAY.

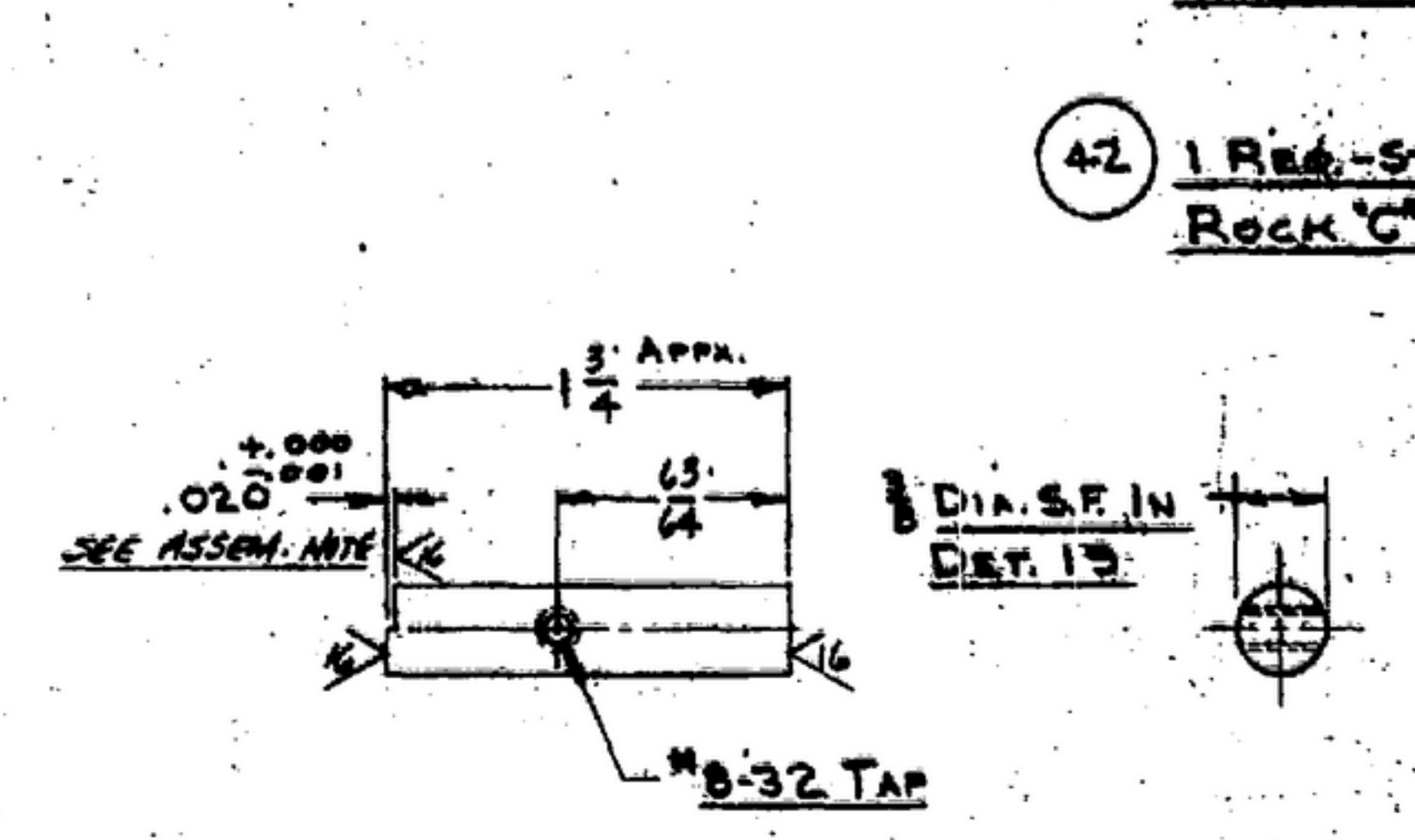


45 2 Req. - STEEL-F5-A2 PER SPEC. QQ-S-00778 - Rock'C' 62 MIN.

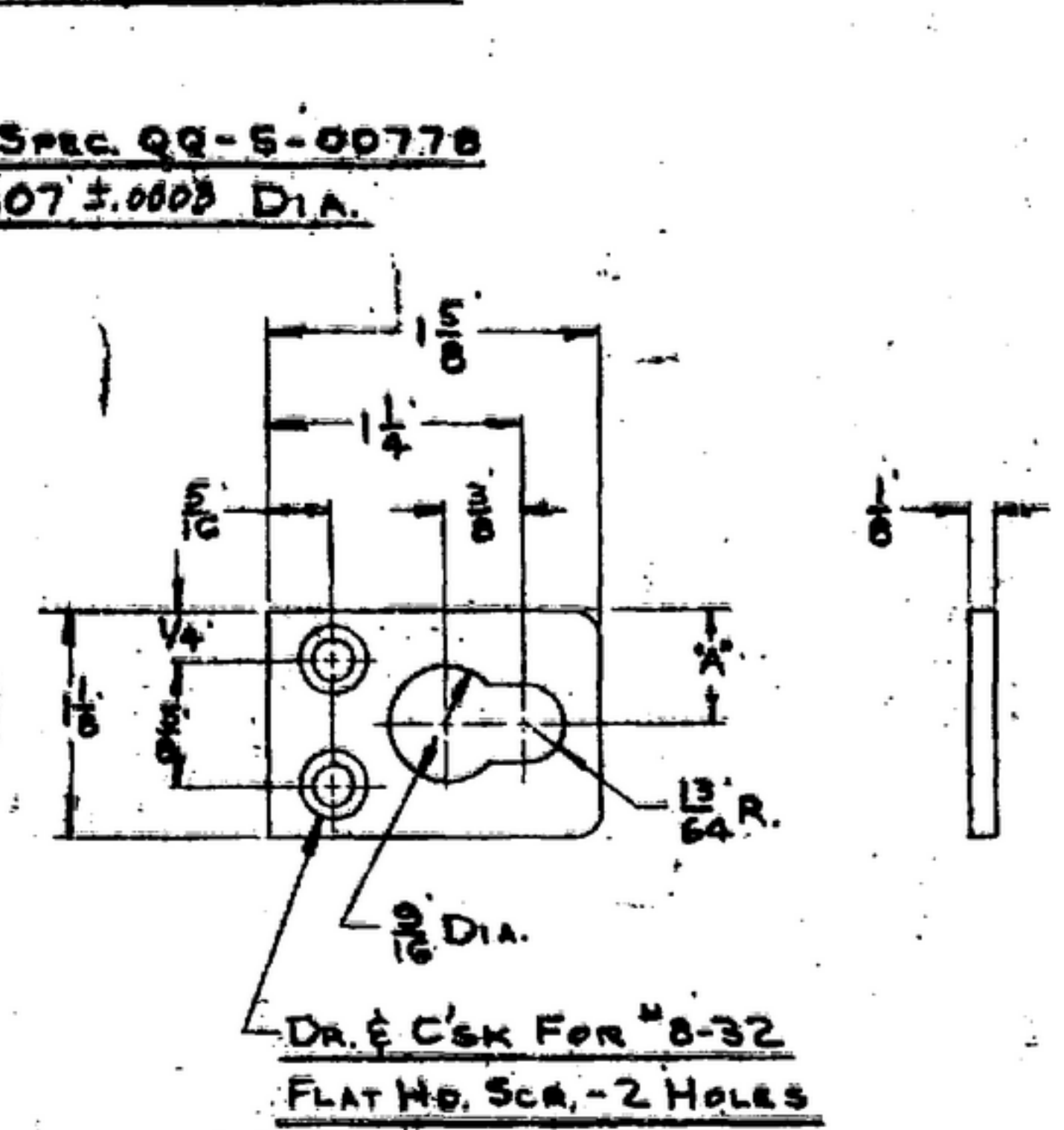
44 4 Req. - PUR. - ALTA 'A' 8-32 THD '60' MEMBER SCALE 2:1



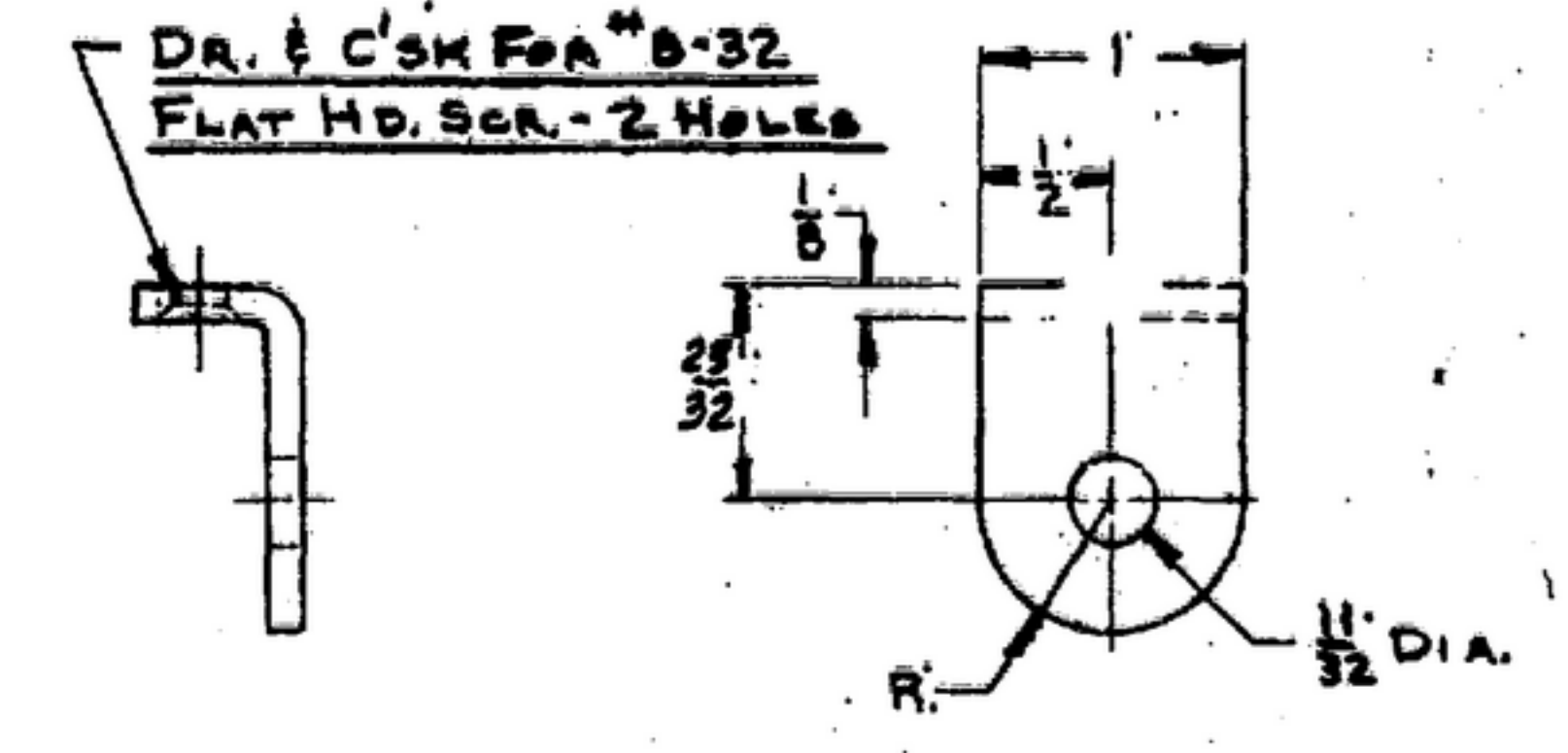
12 5 Req. - AL(52-SH-34) PER SPEC. QQ-A-318 'A' 3



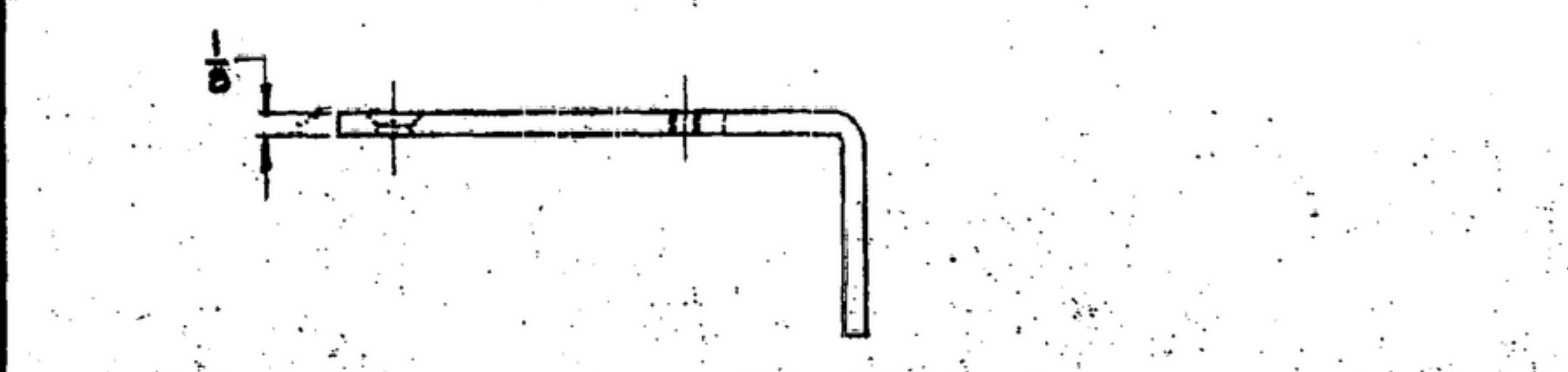
20 1 Req. - STEEL-F5-A2 PER SPEC. QQ-S-00778 - Rock'C' 62 MIN.



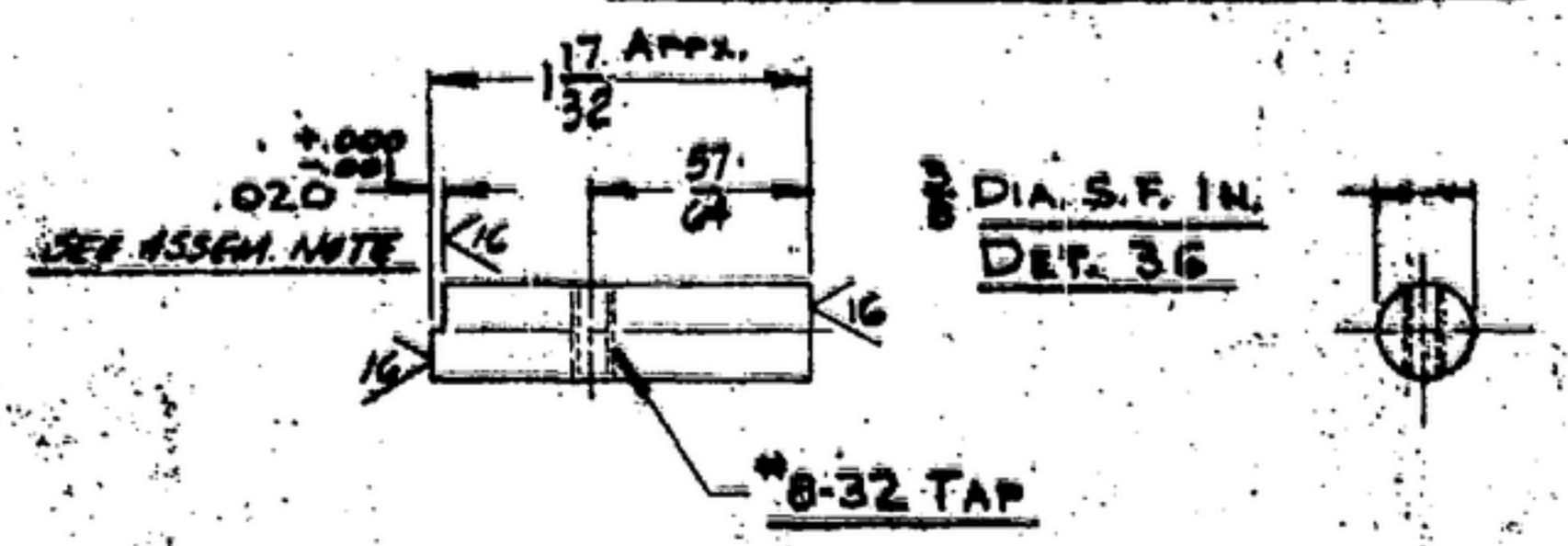
27 1 Req. - AL(52-SH-34) PER SPEC. QQ-A-318 'A' 7/8



21 2 Req. - AL(52-SH-34) PER SPEC. QQ-A-318



30 2 Req. - AL(52-SH-34) PER SPEC. QQ-A-318 'A' 2 1/4



37 1 Req. - STEEL-F5-A2 PER SPEC. QQ-S-00778 - Rock'C' 62 MIN.

40 3 Req. - AL(52-SH-34) PER SPEC. QQ-A-318 'A' 1/8

NO	PART NO.	DESCRIPTION	MATL.	MATL. SPEC.
LIST OF MATERIAL				

UNLESS OTHERWISE SPECIFIED DIMENSIONS ARE IN INCHES FRACTIONS OR DECIMALS ANGLES ± 1/32	ORDER # 08719-PH-55-33 SIGNAL CORPS REVIEWED / PME APPROVED / M.H. P.M.E. DATE 19-10-55	VOLUME GAGE To Check Loc. Of 11 Mounting HOLES, & VOLUME FOR R.F. SUB CHASSIS IN MAIN FRAME.	DEPARTMENT OF THE ARMY SIGNAL CORPS ENGINEERING LABORATORIES PORT MONMOUTH NEW JERSEY SM-D-57329 SHEET 5 OF 6
--	--	--	--

